

Client 94321

Consolidation

Statement of assets as of 31.12.2010

Summary

Client 94321
Consolidation

Portfolio	Custodian Bank	MM	Bonds	Stocks	Alternat.	Metals	Others	Value in CHF
94321.01	Dr. Peter Wilder 0230-123456.S1 UBS AG, Zürich	4'889'249	21'317'511	2'775'028	-	-	-	28'981'788 23.62%
94321.02	Herr P. Wilder 0835-654321-85 Credit Suisse, London	2'880'864	16'386'655	11'837'978	6'669'232	-	-	37'774'729 30.78%
94321.03	Hr. Peter Wilder 4321.5678 02.01 Bank Julius Bär Co. AG, Zürich	11'113'654	10'923'763	17'644'555	1'500'582	1'885'825	292'686	43'361'065 35.33%
94321.04	Mr Peter Wilder 2543210 Falcon Private Bank Ltd., Zürich	2'650'064	-	5'216'064	-	3'838'854	900'409	12'605'391 10.27%
Total		21'533'831 17.55%	48'627'929 39.62%	37'473'624 30.54%	8'169'814 6.66%	5'724'679 4.66%	1'193'095 0.97%	122'722'973 100.00%

Statement of assets as of 31.12.2010

Overview in CHF Performance (TWR)

Client 94321

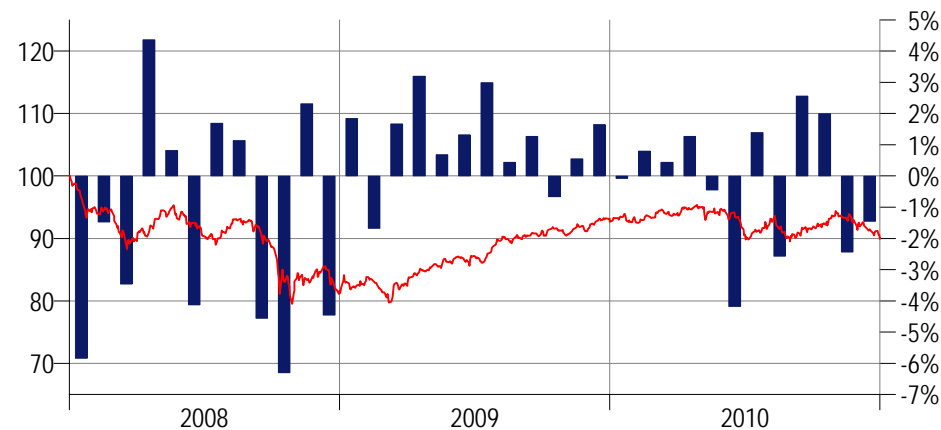
Consolidation

Detail period 31.12.2009 - 31.12.2010

Performance

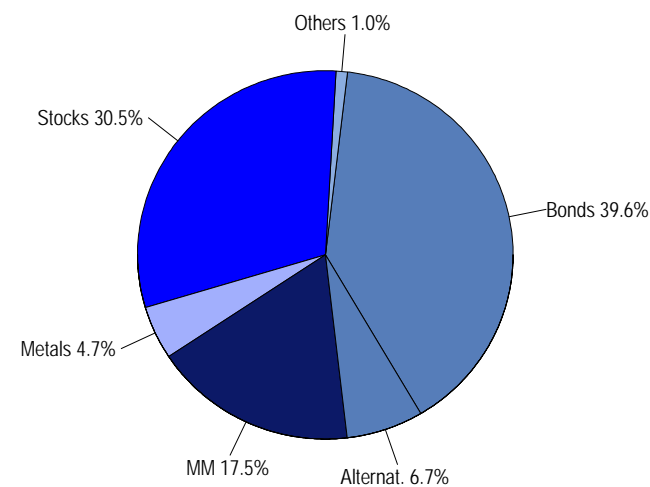
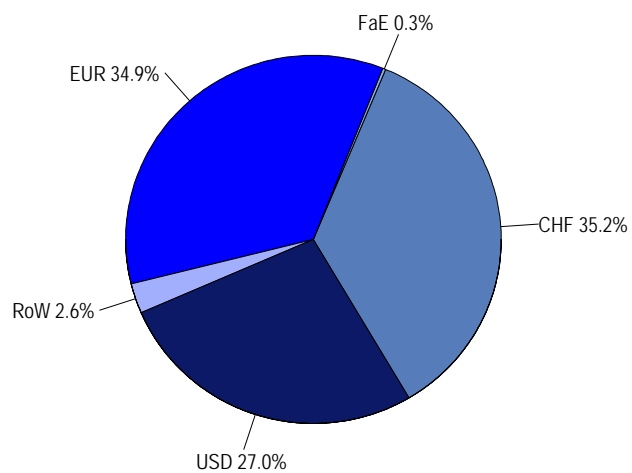
Total value at start of period	127'566'526	
Total value at end of period	122'722'973	
Increase / decrease in value	-4'843'553	
Additions / Withdrawals	-1'127'614	
Net change	-3'715'939	-2.86%

Performance since 31.12.2007, p.a. **-3.44%**



Chart

Chart



Statement of assets as of 31.12.2010

Performance (TWR) with statistic figures and VaR , in Swiss Franc

Client 94321
Consolidation

Performance History

	Portfolio	Benchmark	Difference
Performance since 31.12.2007	-10.0%	-11.4%	1.4%
p.a.	-3.4%	-3.9%	0.5%
Standard Deviation	8.4%	14.6%	-6.1%

Statistic Figures

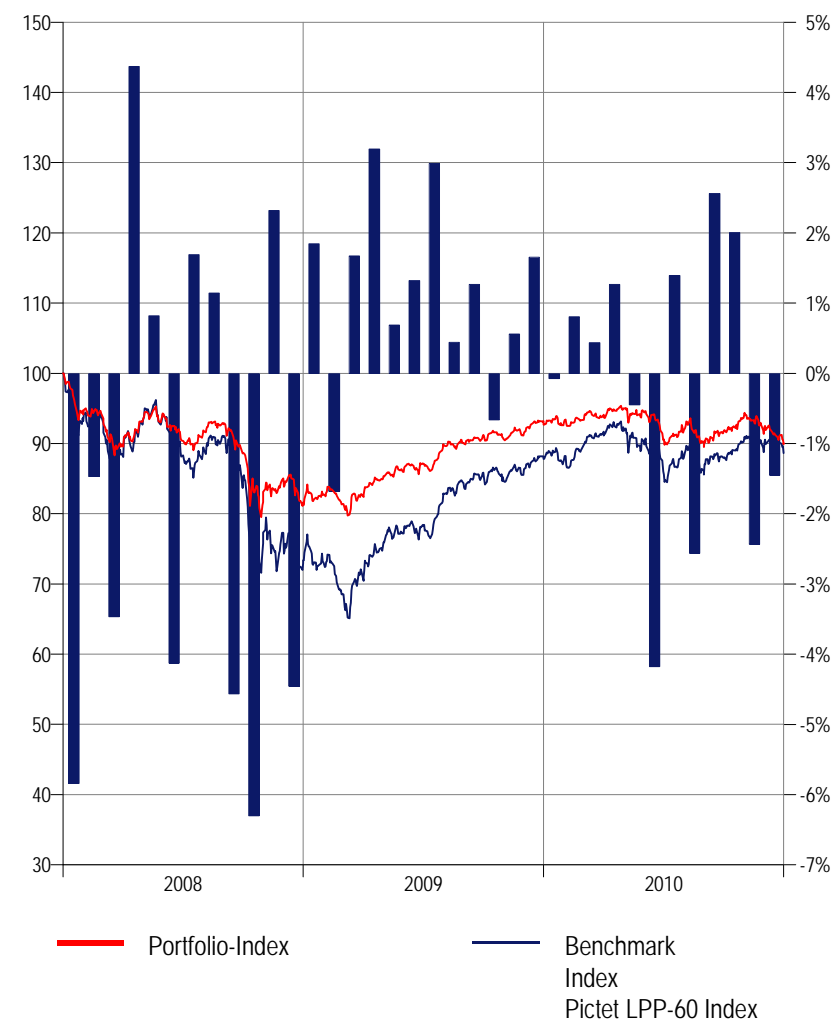
Sharpe-Ratio (risk free rate 0.63%)	-0.482	-0.314	
Beta			0.518
Treynor Ratio			-0.079
Correlation			0.895
Tracking Error			7.980%
Information-Ratio			0.063
Alpha			-1.700%
Net Selectivity			-1.159%
Diversification			-3.909%

Value at Risk (Analysis period: 31.12.2007 - 31.12.2010)

Total value as of 31.12.2010		122'722'973
VaR, holding period 10 days, confidence level 95%	3.131%	3'841'997
VaR, holding period 10 days, confidence level 99%	5.315%	6'523'260
VaR, holding period 20 days, confidence level 95%	4.325%	5'308'320
VaR, holding period 20 days, confidence level 99%	8.204%	10'068'258

- The performance is calculated as a time weighted return, using the daily valuation method.
- The risk figure is expressed by the standard deviation of the daily returns.
- The Value at Risk (VaR) is calculated using historic performance values of the portfolio.

Performance Chart



Statement of assets as of 31.12.2010

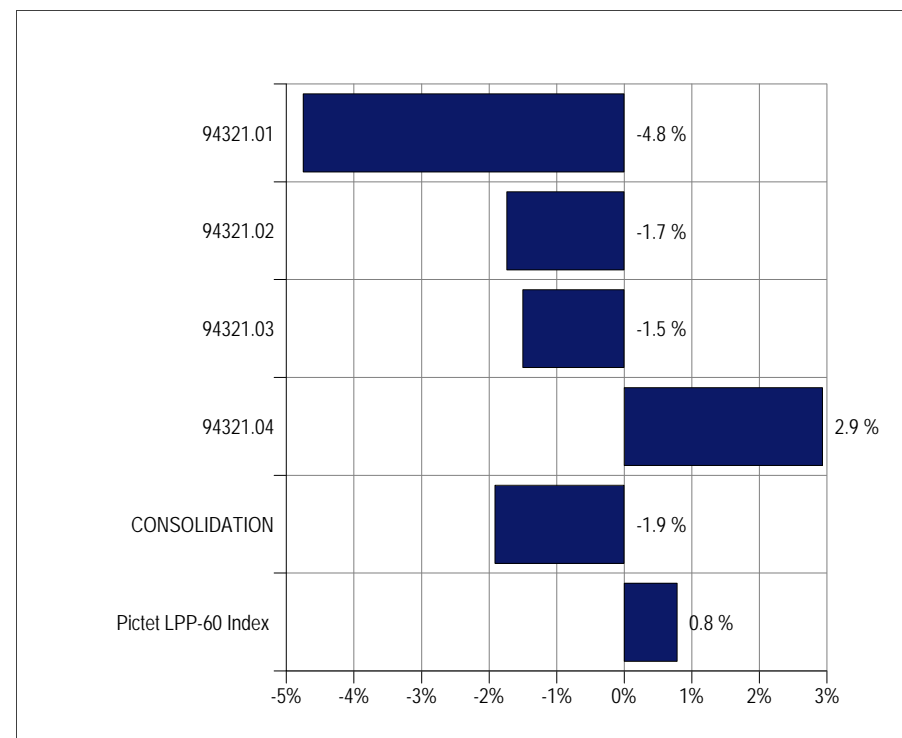
Performance (TWR) Overview in Swiss Franc

Client 94321
Consolidation

Performance

Comparison

Portfolio		Value as of 30.09.2010	Value as of 31.12.2010	Performance in %
94321.01	Dr. Peter Wilder	31'443'008	28'981'788	-4.76%
94321.02	Herr P. Wilder	38'565'304	37'774'729	-1.74%
94321.03	Hr. Peter Wilder	44'023'720	43'361'065	-1.51%
94321.04	Mr Peter Wilder	12'246'091	12'605'391	2.93%
	CONSOLIDATION	126'278'122	122'722'973	-1.92%
	Pictet LPP-60 Index	100	108	0.78%



Statement of assets as of 31.12.2010

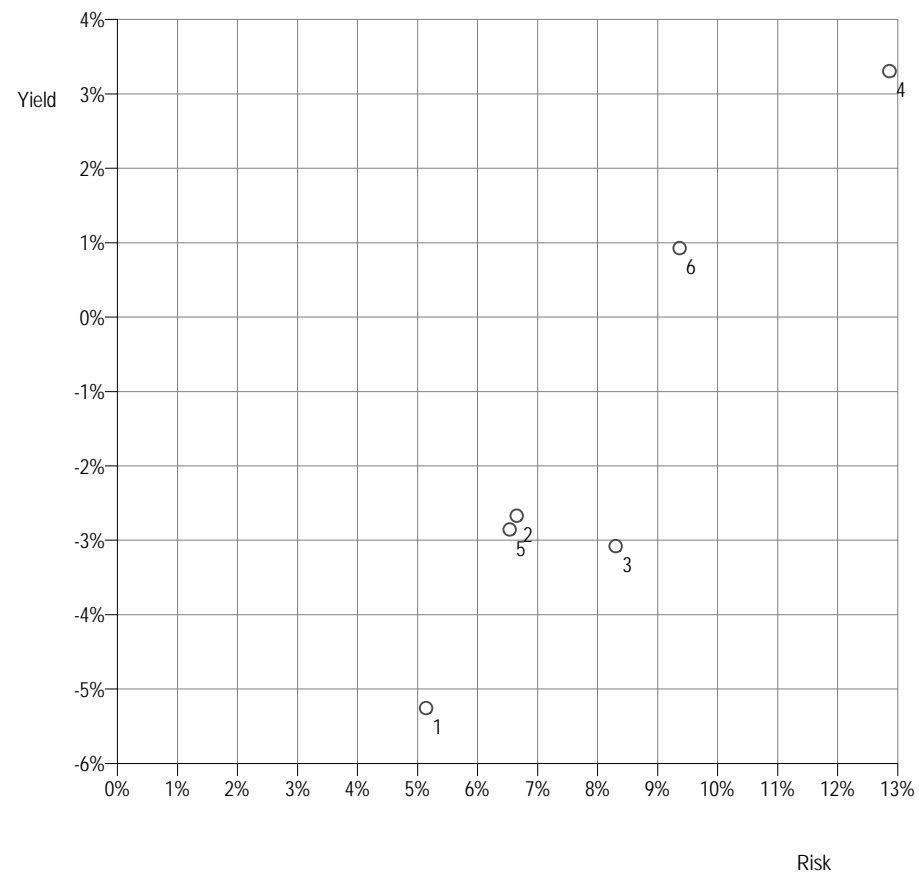
Risk / Return Comparison from 31.12.2009 to 31.12.2010, in Swiss Franc

Client 94321
Consolidation

Risk / Return Comparison

Graphics

	Yield	Risk
1: Portfolio 94321.01 - Dr. Peter Wilder, UBS, Zürich	-5.3%	5.1%
2: Portfolio 94321.02 - Herr P. Wilder, CS, London	-2.7%	6.7%
3: Portfolio 94321.03 - Hr. Peter Wilder, Bär, Zürich	-3.1%	8.3%
4: Portfolio 94321.04 - Mr Peter Wilder, Falcon, Zürich	3.3%	12.9%
5: Consolidation	-2.9%	6.5%
6: Benchmark Pictet LPP-60 Index	0.9%	9.4%



- The performance is calculated as a time weighted return, using the daily valuation method.
- The risk figure is expressed by the standard deviation of the daily returns.

Statement of assets as of 31.12.2010

Matrix by asset classes and risk currencies (figures in CHF)

Client 94321

Consolidation

	MM	Bonds	Stocks	Alternat.	Metals	Others	Value in CHF	Part of Portfolio
Total	21'533'831	48'627'929	37'473'624	8'169'814	5'724'679	1'193'095	122'722'973	100.00%
	17.55%	39.62%	30.54%	6.66%	4.66%	0.97%		
Switzerland	12'668'265	20'108'089	9'758'323	589'687		107'048	43'231'412	35.23%
Swiss Franc	12'668'265	20'108'089	9'758'323	589'687		107'048	43'231'412	35.23%
European Union	9'310'194	12'956'585	8'259'847	3'819'437		184'895	34'530'958	28.14%
Euro	9'310'194	12'956'585	7'354'522	3'819'437		184'895	33'625'632	27.40%
EMU currencies mixed			905'326				905'326	0.74%
United States	-638'565	13'292'732	10'035'516	3'441'103		900'409	27'031'196	22.03%
US Dollar	-638'565	13'292'732	10'035'516	3'441'103		900'409	27'031'196	22.03%
Far East			1'645'984				1'645'984	1.34%
Japanese Yen			319'280				319'280	0.26%
Asian Currencies Mixed			1'326'705				1'326'705	1.08%
Rest of the world	193'937	2'270'523	7'773'953	319'587	5'724'679	744	16'283'423	13.27%
Precious Metals					1'649'817		1'649'817	1.34%
Pound Sterling	193'937	2'270'523	439'351	319'587		744	3'224'142	2.63%
India Rupee			3'644'562				3'644'562	2.97%
China Renminbi Yuan			1'207'536				1'207'536	0.98%
Mixed Currencies			709'248		4'074'862		4'784'110	3.90%
Eastern European Currencies Mixed			1'773'257				1'773'257	1.44%

Statement of assets as of 31.12.2010

Distribution by asset structures

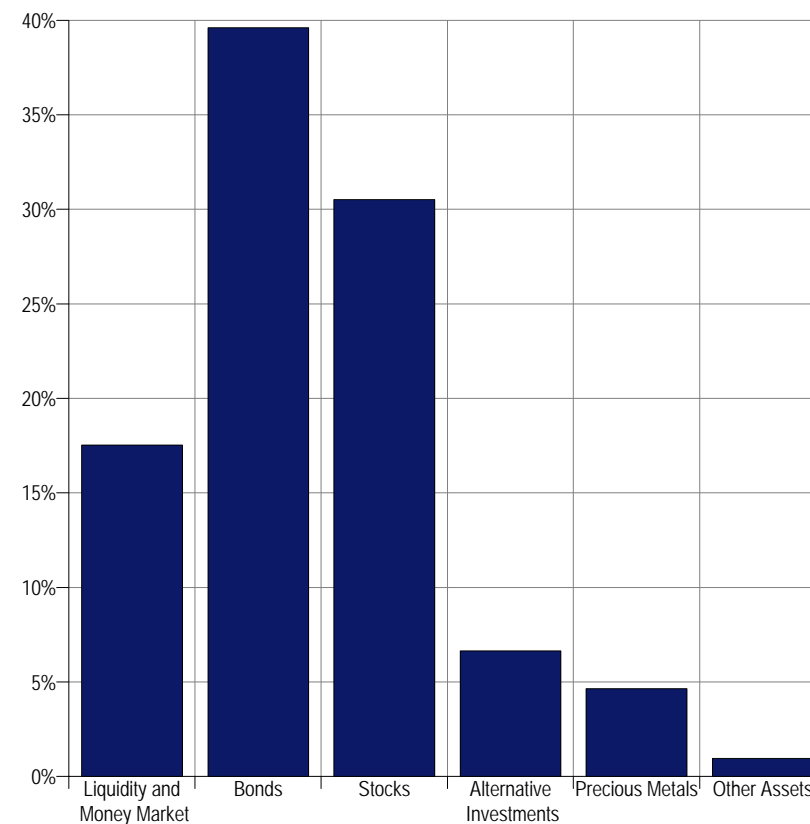
Client 94321

Consolidation

Figures

Chart

	Total Value in CHF	Current allocation
Total	122'722'973	100.0%
Liquidity and Money Market	21'533'831	17.5%
Current Accounts	2'266'019	1.8%
Call Money	3'284'445	2.7%
Fiduciary Deposits	4'229'473	3.4%
Money Market Funds	1'614'331	1.3%
Short-term Bonds	10'086'678	8.2%
Forex Forward Contracts	52'885	0.0%
Bonds	48'627'929	39.6%
Switzerland	20'108'089	16.4%
European Union	12'956'585	10.6%
United States	13'292'732	10.8%
Rest of the world	2'270'523	1.9%
Stocks	37'473'624	30.5%
Switzerland	9'758'323	8.0%
European Union	8'259'847	6.7%
United States	10'035'516	8.2%
Far East	1'645'984	1.3%
Rest of the world	7'773'953	6.3%
Alternative Investments	8'169'814	6.7%
Alternative Investments classified as bon	2'530'209	2.1%
Hedge Funds	4'409'124	3.6%
Alternative Investment Funds	1'230'481	1.0%
Precious Metals	5'724'679	4.7%
Platinim incl. Coins	1'649'817	1.3%
Precious Metal Funds	4'074'862	3.3%



Statement of assets as of 31.12.2010

Distribution by asset structures

Client 94321

Consolidation

Figures

Chart

Other Assets	1'193'095	1.0%
Structured investments classified as com	900'409	0.7%
Tax deductions / refunds	292'686	0.2%

Statement of assets as of 31.12.2010

Distribution by Risk Currencies (figures in Swiss Franc)

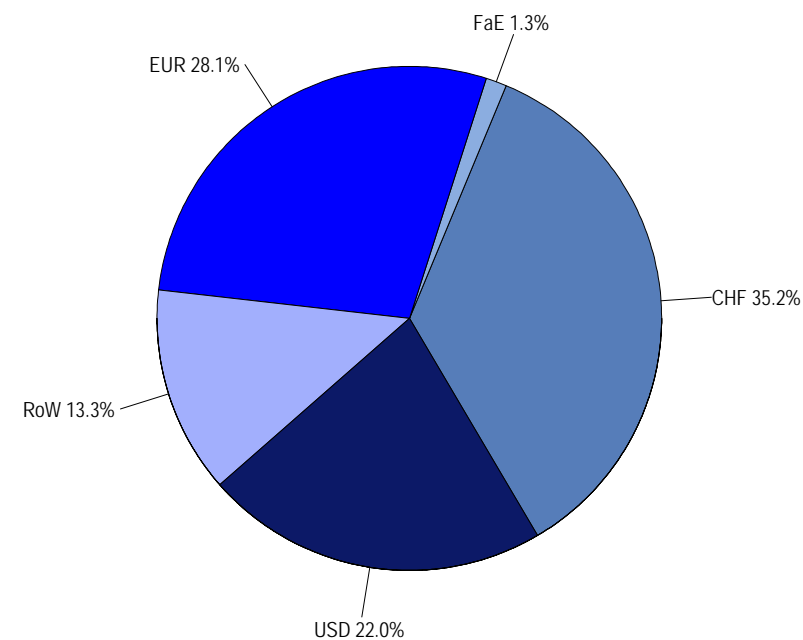
Client 94321

Consolidation

Figures

Chart

Total	122'722'973	100.00%
Switzerland	43'231'412	35.23%
Swiss Franc	43'231'412	35.23%
European Union	34'530'958	28.14%
Euro	33'625'632	27.40%
EMU currencies mixed	905'326	0.74%
United States	27'031'196	22.03%
US Dollar	27'031'196	22.03%
Far East	1'645'984	1.34%
Asian Currencies Mixed	1'326'705	1.08%
Japanese Yen	319'280	0.26%
Rest of the world	16'283'423	13.27%
Pound Sterling	3'224'142	2.63%
Eastern European Currencies Mixed	1'773'257	1.44%
India Rupee	3'644'562	2.97%
China Renminbi Yuan	1'207'536	0.98%
Mixed Currencies	4'784'110	3.90%
Precious Metals	1'649'817	1.34%



Statement of assets as of 31.12.2010

Maturity structure of the fixed-income securities

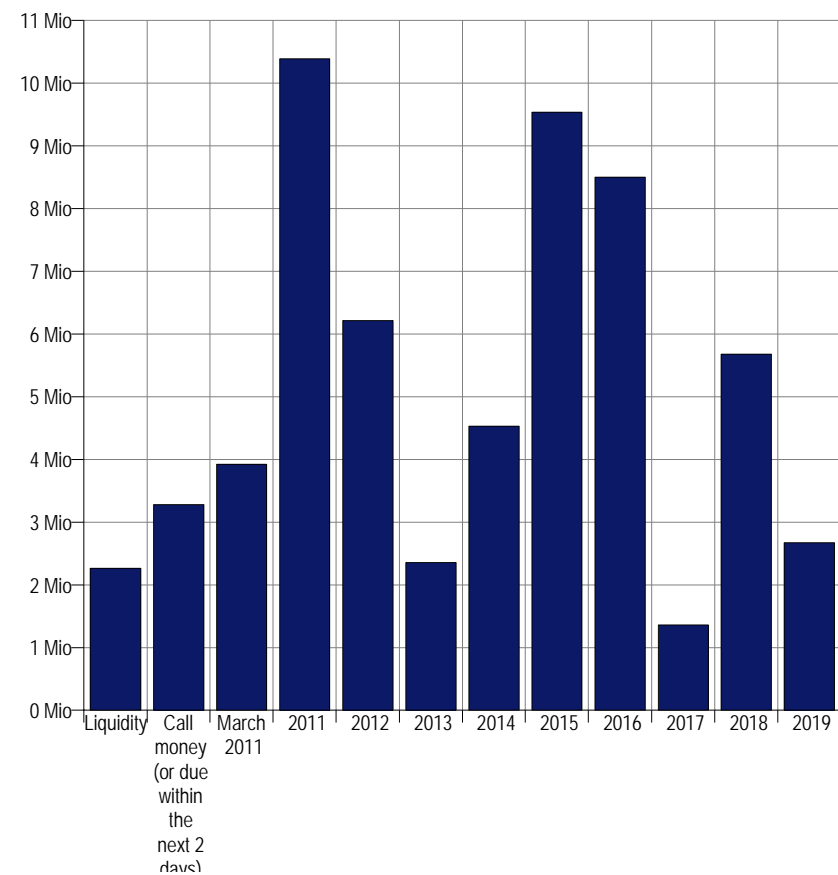
Client 94321

Consolidation

Figures

Chart

Total	60'741'083	100.00%
Liquidity	2'266'019	3.73%
Call money (or due within the next 2 days)	3'284'445	5.41%
March 2011	3'925'631	6.46%
2011	10'390'520	17.11%
2012	6'219'697	10.24%
2013	2'359'374	3.88%
2014	4'534'264	7.46%
2015	9'537'680	15.70%
2016	8'501'543	14.00%
2017	1'366'547	2.25%
2018	5'681'023	9.35%
2019	2'674'341	4.40%



Statement of assets as of 31.12.2010

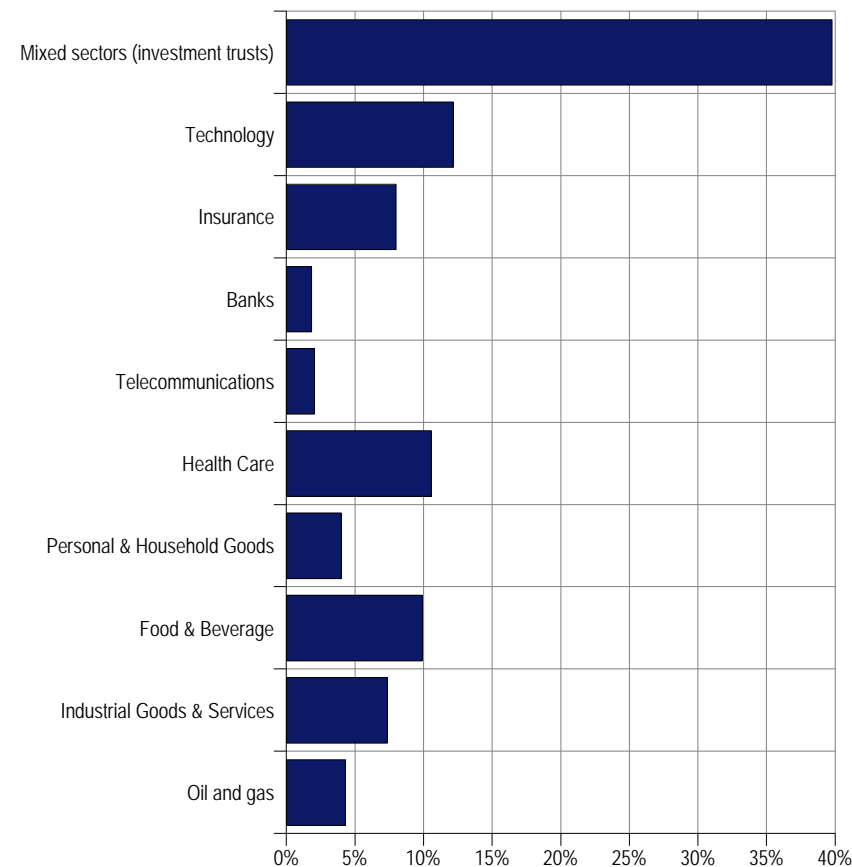
Equity exposure by Industry Sectors (figures in Swiss Franc)

Client 94321
Consolidation

Figures

Chart

Total	34'586'398	100.00%
Oil and gas	1'487'410	4.30%
Oil and gas	1'487'410	4.30%
Industrials	2'549'039	7.37%
Industrial Goods & Services	2'549'039	7.37%
Consumer goods	4'814'869	13.92%
Food & Beverage	3'429'495	9.92%
Personal & Household Goods	1'385'374	4.01%
Health care	3'657'950	10.58%
Health Care	3'657'950	10.58%
Telecommunications	709'248	2.05%
Telecommunications	709'248	2.05%
Financials	3'404'748	9.84%
Banks	641'444	1.85%
Insurance	2'763'303	7.99%
Technology	4'209'075	12.17%
Technology	4'209'075	12.17%
Others	13'754'060	39.77%
Mixed sectors (investment trusts)	13'754'060	39.77%



Statement of assets as of 31.12.2010

Evaluation in Swiss Franc

Client 94321
Consolidation

Quantity		Position		Cost Price	Market price	Dur.	Yield to maturity	Market Value incl. accrued int. in CHF	Part of Portfolio	
Liquidity and Money Market						0.3	1.02%	21'533'831	17.55%	
866'146.25	CHF	Kontokorrent CHF	(cons.)		100.00	0.0		866'146	0.71%	
717'164.08	EUR	Kontokorrent EUR	(cons.)		1.2505	0.0		896'778	0.73%	
331'679.12	USD	Kontokorrent USD	(cons.)		0.9321	0.0		309'158	0.25%	
132'897.34	GBP	Kontokorrent GBP	(cons.)		1.4593	0.0		193'937	0.16%	
Current Accounts						0.0		2'266'019	1.85%	
2'865'000	CHF	48-h Callgeld CHF	(cons.)		100.00	0.0		2'865'000	2.33%	
450'000	USD	48-h Callgeld USD			0.9321	0.0		419'445	0.34%	
Call Money						0.0		3'284'445	2.68%	
500'000	EUR	3 1/4%	Treuhand-Anlage EUR	18.05.-15.05.2011	1.2505	0.4	3.25%	638'038	0.52%	
1'050'000	CHF	0.95%	Treuhand-Anlage CHF	31.05.-31.05.2011	100.00	0.4	0.95%	1'055'930	0.86%	
1'450'000	CHF	3/4%	Treuhand-Anlage CHF	30.06.-30.06.2011	100.00	0.5	0.75%	1'455'558	1.19%	
1'150'000	USD	3 1/4%	Treuhand-Anlage USD	09.10.-09.10.2011	0.9321	0.7	3.25%	1'079'947	0.88%	
Fiduciary Deposits						0.5	1.82%	4'229'473	3.45%	
25'000		CB Geldmarkt Deutschland I		EUR	52.72	51.64		1'614'331	1.32%	
Money Market Funds								1'614'331	1.32%	
3'850'000	CHF	2 %	Rabobank	05-07.02.2011	100.20	100.17	0.1	0.34%	3'925'631	3.20%
2'100'000	EUR	5 3/4%	Siemens Fin	01-04.07.2011	106.25	102.24	0.5	1.33%	2'759'228	2.25%
2'600'000	EUR	6.45%	Dresdner Bank/Moscow	04-12.10.2011	106.94	103.22	0.8	2.24%	3'401'819	2.77%
Short-term Bonds						0.4	1.25%	10'086'678	8.22%	

Statement of assets as of 31.12.2010

Evaluation in Swiss Franc

Client 94321

Consolidation

Quantity		Position		Cost Price	Market price	Dur.	Yield to maturity	Market Value incl. accrued int. in CHF	Part of Portfolio
2'500'000	CHF	Devisentermin CHF	12.02.2011 / USD	100.00	100.00			2'500'000	2.04%
-2'625'750	USD	Devisentermin USD	12.02.2011 / CHF	0.9521	0.932			-2'447'115	-1.99%
			Forex Forward Contracts					52'885	0.04%

Statement of assets as of 31.12.2010

Evaluation in Swiss Franc

Client 94321
Consolidation

Quantity	Position			Cost Price	Market price	Dur.	Yield to maturity	Market Value incl. accrued int. in CHF	Part of Portfolio	
Bonds						4.1	2.17%	48'627'929	39.62%	
3'100'000	CHF	3 1/4%	Deutsche Bank	07-24.07.2012	98.10	103.80	1.5	0.80%	3'261'458	2.66%
2'800'000	CHF	3 1/4%	Landwirt Rentenbank	02-28.08.2012	103.05	104.55	1.6	0.50%	2'958'239	2.41%
2'300'000	CHF	2 1/8%	Eurohypo	05-19.08.2014	96.85	100.75	3.4	1.91%	2'335'035	1.90%
3'800'000	CHF	2 7/8%	Bayern Landesbank	06-17.07.2015	98.05	104.60	4.2	1.81%	4'024'266	3.28%
3'850'000	CHF	2 3/4%	St. Galler KB	04-20.12.2016	100.80	106.90	5.5	1.53%	4'118'591	3.36%
3'000'000	CHF	3 %	Eidgenossenschaft	03-08.01.2018	104.15	110.75	6.2	1.38%	3'410'500	2.78%
Switzerland						3.9	1.34%	20'108'089	16.38%	
14'000			SWC Bond Invest Medium EU		EUR	104.02	102.58		1'795'796	1.46%
27'500			CS Bond Fund Dynamic Euro		EUR	77.47	69.26		2'381'670	1.94%
1'750'000	EUR	0 %	Nordea on BRIC Market	06-27.02.2014	96.60	100.50	3.2	-0.16%	2'199'229	1.79%
2'300'000	EUR	3 1/4%	Eurohypo	05-26.10.2015	97.48	102.47	4.4	2.70%	2'963'975	2.42%
1'500'000	EUR	6 1/4%	Vodafone Group	09-15.01.2016	110.46	113.93	4.1	3.21%	2'249'369	1.83%
1'000'000	EUR	5 1/2%	Pemex	09-09.01.2017	102.75	103.92	4.8	4.74%	1'366'547	1.11%
European Union						4.1	2.43%	12'956'585	10.56%	
20'000			CS Fixed Inc Prem Credit Cor		USD	109.24	106.56		1'986'492	1.62%
20'000			Vanguard US Inv Grade Index		USD	121.98	135.91		2'533'541	2.06%
10'000			AIG Diversified Cat Bond USD		USD	119.92	127.62		1'189'546	0.97%
2'300'000	USD	5 1/4%	Deutsche Telekom Fin	03-22.07.2013	96.50	107.75	2.3	2.13%	2'359'374	1.92%
2'500'000	USD	3 3/4%	EIB	08-15.04.2015	96.44	106.75	3.9	2.09%	2'549'439	2.08%
2'250'000	USD	9 1/2%	Telemar Norte Leste	09-23.04.2019	116.06	125.75	5.8	5.59%	2'674'341	2.18%
United States						4.1	3.34%	13'292'732	10.83%	

Statement of assets as of 31.12.2010

Evaluation in Swiss Franc

Client 94321

Consolidation

Quantity			Position		Cost Price	Market price	Dur.	Yield to maturity	Market Value incl. accrued int. in CHF	Part of Portfolio
1'500'000	GBP	5 %	Scottish&South Energy	09-01.10.2018	100.14	102.48	6.2	4.61%	2'270'523	1.85%
							6.2	4.61%	2'270'523	1.85%

Statement of assets as of 31.12.2010

Evaluation in Swiss Franc

Client 94321
Consolidation

Quantity	Position		Cost Price	Market price	CtD in %	Market Value incl. accrued int. in CHF	Part of Portfolio			
Stocks						37'473'624	30.54%			
2'000'000	CHF	1 1/2%	Baloise Holding	09-17.11.2016 CONV	106.25	106.50	0.24%	2'133'583	1.74%	
37'500			Nestle N		CHF	37.60	54.75	45.62%	2'053'125	1.67%
31'000			Novartis N		CHF	63.48	54.95	-13.44%	1'703'450	1.39%
7'500			Roche GS		CHF	133.13	137.00	2.91%	1'027'500	0.84%
15'000			BB Biotech		CHF	134.57	61.80	-54.07%	927'000	0.76%
10'000			CS ETF on SMI R		CHF	51.94	64.25	23.70%	642'500	0.52%
2'000'000		5 %	UBS Jersey/UBS N	06-03.10.2011 REV CONV	CHF	36.45	30.85	-15.36%	641'444	0.52%
2'600			Zurich Financial Services N		CHF	335.00	242.20	-27.70%	629'720	0.51%
Switzerland						9'758'323	7.95%			
15'000			Siemens N		EUR	73.23	93.17	27.23%	1'747'566	1.42%
30'000			Total		EUR	40.06	39.65	-1.03%	1'487'410	1.21%
9'000			LVMH Moet Hennessy L Vuitt		EUR	63.68	123.10	93.32%	1'385'374	1.13%
30'000			Heineken		EUR	25.80	36.69	42.21%	1'376'370	1.12%
19'000			EFG Cert Dividend Futures	09-19.12.2014	EUR	51.65	57.15	10.65%	1'357'801	1.11%
2'000			Vontobel DJ Euro Stoxx 50 PI	06-28.01.2011	EUR	337.14	362.00	7.37%	905'326	0.74%
European Union						8'259'847	6.73%			
22'500			Allianz Commodities Strategy		EUR	90.94	102.62	12.84%	2'887'227	2.35%
2'500			Google A		USD	390.00	593.98	52.30%	1'384'122	1.13%
7'500			IBM		USD	112.67	146.76	30.26%	1'025'962	0.84%
30'000			Oracle		USD	21.47	31.30	45.79%	875'242	0.71%
7'500			CS Nasdaq 100 ETF		USD	96.65	117.88	21.96%	824'051	0.67%

Statement of assets as of 31.12.2010

Evaluation in Swiss Franc

Client 94321

Consolidation

Quantity	Position		Cost Price	Market price	CtD in %	Market Value incl. accrued int. in CHF	Part of Portfolio
5'500	SPDR S&P 500 ETF Trust	USD	112.83	125.79	11.49%	644'869	0.53%
2'500	Pictet Emerging Markets Idx F	USD	272.41	270.64	-0.65%	630'659	0.51%
25'000	Intel	USD	23.52	21.03	-10.57%	490'052	0.40%
12'500	Lyxor ETF Brazil B	USD	38.71	40.98	5.87%	477'516	0.39%
23'000	Cisco Systems	USD	25.36	20.23	-20.24%	433'697	0.35%
9'375	Tyco International	USD	85.53	41.44	-51.55%	362'121	0.30%
United States						10'035'516	8.18%
7'500	JB Asia Stock Fund B	USD	80.54	189.78	135.63%	1'326'705	1.08%
3'350	JB Japan Stock Fund A	JPY	11'213.83	8'293.00	-26.05%	319'280	0.26%
Far East						1'645'984	1.34%
20'000	HSBC Global Indian Eq AC Ca	EUR	55.36	145.73	163.26%	3'644'562	2.97%
3'500	Pictet Eastern Europe	EUR	160.77	405.17	152.02%	1'773'257	1.44%
50'000	Templeton China Fund A Acc	USD	8.83	25.91	193.43%	1'207'536	0.98%
5'400	Pictet Global Sector Telecom	USD	114.08	140.91	23.52%	709'248	0.58%
85'000	Invensys	GBP	4.05	3.54	-12.56%	439'351	0.36%
Rest of the world						7'773'953	6.33%

Statement of assets as of 31.12.2010

Evaluation in Swiss Franc

Client 94321

Consolidation

Quantity	Position		Cost Price	Market price	CtD in %	Market Value incl. accrued int. in CHF	Part of Portfolio
Alternative Investments						8'169'814	6.66%
250'000	GAM Star USD Bond Fund	USD	10.91	10.86	-0.45%	2'530'209	2.06%
Alternative Investments classified as bonds						2'530'209	2.06%
15'000	Carnegie III WW LS	EUR	132.74	203.63	53.41%	3'819'437	3.11%
350	MAN Global Hedge Fund	CHF	1'461.41	1'684.82	15.29%	589'687	0.48%
Hedge Funds						4'409'124	3.59%
300'000	FRM Diversified Alpha	GBP	0.64	0.73	14.06%	319'587	0.26%
25'000	New Alternatives Fund	USD	35.71	39.09	9.47%	910'895	0.74%
Alternative Investment Funds						1'230'481	1.00%

Statement of assets as of 31.12.2010

Evaluation in Swiss Franc

Client 94321

Consolidation

Quantity		Position		Cost Price	Market price	CtD in %	Market Value incl. accrued int. in CHF	Part of Portfolio
Other Assets							1'193'095	0.97%
6'000		GS S&P GSCI Brent Crude Oil 09 ohne festen Endverfall	USD	137.90	161.00	16.75%	900'409	0.73%
		Structured investments classified as commodities					900'409	0.73%
510	GBP	Quellensteuer Grossbritannien			1.4593	0.00%	744	0.00%
41'512.5	EUR	Quellensteuer Frankreich			1.2505	0.00%	51'909	0.04%
107'047.5	CHF	Verrechnungssteuer Schweiz			100.00	0.00%	107'048	0.09%
106'350	EUR	Kapitalertragssteuer DE			1.2505	0.00%	132'985	0.11%
		Tax deductions / refunds					292'686	0.24%
Total							122'722'973	100.00%

Statement of assets as of 31.12.2010

Forex rates and Market figures against Swiss Franc

Client 94321

Consolidation

	Unit	Situation as per 31.12.09	Situation as per 31.12.10	Return	Currency Return	Total Return
Currencies						
EUR Euro	1 EUR	1.4832	1.2505		-15.69%	-15.69%
GBP Pound Sterling	1 GBP	1.6693	1.4593		-12.58%	-12.58%
USD US Dollar	1 USD	1.0338	0.9321		-9.83%	-9.83%
JPY Japanese Yen	100 JPY	1.1104	1.1493		3.50%	3.50%
Markets						
Liquidity and Money Market	Swiss Franc	277.33	277.58	0.09%	0.00%	0.09%
	Euro	455.87	457.26	0.30%	-15.69%	-15.43%
	US Dollar	613.19	614.28	0.18%	-9.83%	-9.67%
Bonds	Swiss Franc	259.73	266.90	2.76%	0.00%	2.76%
	Euro	201.09	208.32	3.60%	-15.69%	-12.66%
	Pound Sterling	453.07	484.69	6.98%	-12.58%	-6.48%
	US Dollar	366.42	391.35	6.80%	-9.83%	-3.70%
	Japanese Yen	208.85	213.23	2.10%	3.50%	5.67%
Stocks	Switzerland	343.90	341.67	-0.65%	0.00%	-0.65%
	Germany	239.75	272.50	13.66%	-15.69%	-4.17%
	France	320.02	321.83	0.57%	-15.69%	-15.21%
	Great Britain	5'397.86	5'971.01	10.62%	-12.58%	-3.30%
	USA	474.39	530.19	11.76%	-9.83%	0.77%
	Japan	61.54	60.70	-1.36%	3.50%	2.08%
	Worldwide	344.74	378.44	9.78%	-9.83%	-1.02%

Capital Movements 01.01.2010 - 31.12.2010

Additions and withdrawals, with details for the last reporting period

Client 94321
Consolidation

Ticket Date	Entry text	Amount	Position	Custodian Bank	Portfolio No.	DEBIT	CREDIT
January 2010						36'996.45	
01.01.10	Settlement Taxes Ausbuchung VST/QST	-36'996.45	Verrechnungssteuer Schweiz	Bär, Zürich	4321.5678 02.01	36'996.45	
March 2010						41'375.95	1'250'000.00
11.03.10	Credit entry Bonus	1'250'000.00	Kontokorrent CHF	UBS, Zürich	0230-123456.S1		1'250'000.00
15.03.10	Credit card Visa	-41'375.95	Kontokorrent CHF	CS, London	0835-654321-85	41'375.95	
April 2010							766'397.50
15.04.10	Credit entry Honorar	725'000.00	Kontokorrent USD	Bär, Zürich	4321.5678 02.01		766'397.50
June 2010						125'000.00	
15.06.10	Payment Privat	-125'000.00	Kontokorrent CHF	UBS, Zürich	0230-123456.S1	125'000.00	
July 2010						170'512.50	
19.07.10	Cash payment	-125'000.00	Kontokorrent EUR	Bär, Zürich	4321.5678 02.01	170'512.50	
September 2010						1'630'751.25	
09.09.10	Check payment Art Gallery	-975'000.00	Kontokorrent EUR	Bär, Zürich	4321.5678 02.01	1'255'751.25	
15.09.10	Payment Aston Martin Prototyp	-375'000.00	Kontokorrent CHF	UBS, Zürich	0230-123456.S1	375'000.00	

Capital Movements 01.01.2010 - 31.12.2010

Additions and withdrawals, with details for the last reporting period

Client 94321
Consolidation

Ticket Date	Entry text	Amount	Position	Custodian Bank	Portfolio No.	DEBIT	CREDIT
November 2010						1'000'000.00	75'000.00
01.11.10	Credit entry	75'000.00	Kontokorrent CHF	CS, London	0835-654321-85		75'000.00
11.11.10	Check payment Goldman Sachs	-1'000'000.00	Kontokorrent CHF	UBS, Zürich	0230-123456.S1	1'000'000.00	
December 2010						214'375.25	
01.12.10	Payment Sothebys	-195'000.00	Kontokorrent CHF	CS, London	0835-654321-85	195'000.00	
11.12.10	Credit card Amexco	-19'375.25	Kontokorrent CHF	UBS, Zürich	0230-123456.S1	19'375.25	
Total						3'219'011.40	2'091'397.50
Deposits / withdrawals							-1'127'613.90

Statement of transactions

Buys/sells and investments/repayments during the reporting period

Client 94321

Consolidation

Value/ Purchase	Portfolio No.	Entry text	Amount	Position	Market price Forex rate	Amount	Acc. interest Fees	Total value Change	Account charge
06.01.10	0230-123456.S1	Purchase	2'000'000	1 1/2% Baloise Holding	106.2500	2'125'000.00	4'083.33	2'131'160.53	-2'131'160.53
03.01.10	UBS, Zürich			09-17.11.2016 CONV	100.0000	CHF	2'077.20		Kontokorrent CHF
05.02.10	0835-654321-85	Sale	6'000	Oppenheim Dax Werte	150.2900	901'740.00		889'738.80	889'738.80
03.02.10	CS, London				1.4733	EUR	12'001.20		Kontokorrent EUR
08.02.10	0835-654321-85	Purchase	1'750'000	0 % Nordea on BRIC Market	96.6000	1'690'500.00		1'692'452.72	-1'692'452.72
05.02.10	CS, London			06-27.02.2014	1.4678	EUR	1'952.72		Kontokorrent EUR
10.02.10	0230-123456.S1	Redemption	3'300'000	4 5/8% Credit Suisse		3'300'000.00		3'300'000.00	3'300'000.00
10.02.10	UBS, Zürich			00-10.02.2010	100.0000	CHF			Kontokorrent CHF
10.03.10	0230-123456.S1	Purchase	1'500'000	5 % Scottish&South Energy	100.1400	1'502'100.00	33'082.19	1'537'809.19	-2'506'628.98
07.03.10	UBS, Zürich			09-01.10.2018	1.6300	GBP	2'627.00	1.6300	Kontokorrent CHF
05.04.10	0835-654321-85	Sale	10'000	Bayer N	50.6400	506'400.00		503'338.90	503'338.90
02.04.10	CS, London				1.4172	EUR	3'061.10		Kontokorrent EUR
15.04.10	4321.5678 02.01	Investment	750'000	4 1/8% Treuhand-Anlage USD		750'000.00		750'000.00	-750'000.00
15.04.10	Bär, Zürich			15.04.-15.12.2010	1.0571	USD			Kontokorrent USD
18.04.10	0835-654321-85	Purchase	200	Moore Emerging Markets Fund	1'610.7900	322'158.00		322'683.50	-338'817.68
15.04.10	CS, London				1.0500	USD	525.50	1.0500	Kontokorrent CHF
18.05.10	2543210	Sale	7'500	DWS US Technoaktien	71.5200	536'400.00		527'909.50	527'909.50
15.05.10	Falcon, Zürich				1.4013	EUR	8'490.50		Kontokorrent EUR
18.05.10	2543210	Investment	500'000	3 1/4% Treuhand-Anlage EUR		500'000.00		500'000.00	-500'000.00
15.05.10	Falcon, Zürich			18.05.-15.05.2011	1.4013	EUR			Kontokorrent EUR
31.05.10	0835-654321-85	Investment	1'050'000	0.95% Treuhand-Anlage CHF		1'050'000.00		1'050'000.00	-1'050'000.00
31.05.10	CS, London			31.05.-31.05.2011	100.0000	CHF			Kontokorrent CHF
31.05.10	0835-654321-85	Redemption	700'000	1.15% Treuhand-Anlage CHF		700'000.00	8'050.00	708'050.00	708'050.00
31.05.10	CS, London			31.05.-31.05.2010	100.0000	CHF			Kontokorrent CHF

Statement of transactions

Buys/sells and investments/repayments during the reporting period

Client 94321
Consolidation

Value/ Purchase	Portfolio No.	Entry text	Amount	Position	Market price Forex rate	Amount	Acc. interest Fees	Total value Change	Account charge
09.06.10	0835-654321-85	Purchase	7'500	CS Nasdaq 100 ETF	96.6489	724'866.75		726'643.25	-726'643.25
06.06.10	CS, London				1.1598	USD	1'776.50		Kontokorrent USD
24.06.10	2543210	Reduction of par va	0	Falcon NA Eq		640'000.00		640'000.00	640'000.00
21.06.10	Falcon, Zürich				1.1087	USD			Kontokorrent USD
28.06.10	2543210	Purchase	6'000	GS S&P GSCI Brent Crude Oil TR	137.9000	827'400.00		836'896.96	-836'896.96
25.06.10	Falcon, Zürich			09 ohne festen Endverfall	1.0964	USD	9'496.96		Kontokorrent USD
30.06.10	2543210	Investment	1'450'000	3/4% Treuhand-Anlage CHF		1'450'000.00		1'450'000.00	-1'450'000.00
30.06.10	Falcon, Zürich			30.06.-30.06.2011	100.0000	CHF			Kontokorrent CHF
30.06.10	2543210	Redemption	1'500'000	0.95% Treuhand-Anlage CHF		1'500'000.00	14'250.00	1'514'250.00	1'514'250.00
30.06.10	Falcon, Zürich			30.06.-30.06.2010	100.0000	CHF			Kontokorrent CHF
07.07.10	0230-123456.S1	Sale	850'000	4 1/4% EIB	110.6400	940'440.00	8'214.73	935'713.73	935'713.73
04.07.10	UBS, Zürich			09-15.04.2019	1.3426	EUR	12'941.00		Kontokorrent EUR
08.07.10	0230-123456.S1	Sale	8'000	AIG Diversified Cat Bond USD A	122.9700	983'760.00		982'459.50	982'459.50
05.07.10	UBS, Zürich				1.0630	USD	1'300.50		Kontokorrent USD
09.07.10	0835-654321-85	Sale	10'000	XL Group	16.0600	160'600.00		158'174.75	158'174.75
05.07.10	CS, London				1.0629	USD	2'425.25		Kontokorrent USD
18.07.10	0230-123456.S1	Purchase	1'000'000	5 1/2% Pemex	102.7500	1'027'500.00	28'630.14	1'065'808.64	-1'065'808.64
15.07.10	UBS, Zürich			09-09.01.2017	1.3437	EUR	9'678.50		Kontokorrent EUR
26.07.10	0835-654321-85	Redemption	2'200'000	3 3/4% HBOS Treasury		2'200'000.00		2'200'000.00	2'200'000.00
26.07.10	CS, London			03-26.07.2010	1.3555	EUR			Kontokorrent EUR
31.08.10	4321.5678 02.01	Redemption	900'000	3.95% Treuhand-Anlage EUR		900'000.00	24'292.50	924'292.50	924'292.50
31.08.10	Bär, Zürich			28.12.-31.08.2010	1.2888	EUR			Kontokorrent EUR
10.09.10	2543210	Sale	4'000	Falcon NA Eq	20.9200	83'680.00		83'680.00	83'680.00
08.09.10	Falcon, Zürich				1.0096	USD			Kontokorrent USD
		Rückzahlung							

Statement of transactions

Buys/sells and investments/repayments during the reporting period

Client 94321
Consolidation

Value/ Purchase	Portfolio No.	Entry text	Amount	Position	Market price Forex rate	Amount	Acc. interest Fees	Total value Change	Account charge
12.09.10	0835-654321-85	Sale	15'000	Bayer N	50.4900	757'350.00		755'565.15	963'345.57
09.09.10	CS, London				1.2879	EUR	1'784.85	0.7843	Kontokorrent USD
22.09.10	0835-654321-85	Purchase	22'500	Allianz Commodities Strategy	90.9400	2'046'150.00		2'050'225.90	-2'050'225.90
19.09.10	CS, London				1.3185	EUR	4'075.90		Kontokorrent EUR
06.10.10	0835-654321-85	Redemption	2'700'000	4 1/2% Kommunalbanken A/S		2'700'000.00		2'700'000.00	2'700'000.00
06.10.10	CS, London			05-06.10.2010	0.9633	USD			Kontokorrent USD
09.10.10	0835-654321-85	Purchase	20'000	CS Fixed Inc Prem Credit Core	109.2400	2'184'800.00		2'207'766.30	-2'207'766.30
06.10.10	CS, London				0.9633	USD	22'966.30		Kontokorrent USD
09.10.10	0835-654321-85	Investment	1'150'000	3 1/4% Treuhand-Anlage USD		1'150'000.00		1'151'150.00	-1'151'150.00
09.10.10	CS, London			09.10.-09.10.2011	0.9615	USD	1'150.00		Kontokorrent USD
08.11.10	4321.5678 02.01	Purchase	12'000	New Alternatives Fund	39.5900	475'080.00		480'730.40	-480'730.40
05.11.10	Bär, Zürich				0.9582	USD	5'650.40		Kontokorrent USD
13.11.10	0835-654321-85	Sale	200	Moore Emerging Markets Fund	1'740.7200	348'144.00		343'531.09	343'531.09
10.11.10	CS, London				0.9744	USD	4'612.91		Kontokorrent USD
14.11.10	0835-654321-85	Purchase	2'500	Pictet Emerging Markets Idx Fd	272.4100	681'025.00		690'133.71	-690'133.71
10.11.00	CS, London				0.9744	USD	9'108.71		Kontokorrent USD
01.12.10	0835-654321-85	Redemption	2'500'000	4 3/8% Europarat		2'500'000.00		2'500'000.00	2'500'000.00
01.12.10	CS, London			05-01.12.2010	1.0038	USD			Kontokorrent USD
05.12.10	0835-654321-85	Purchase	250'000	GAM Star USD Bond Fund	10.9074	2'726'850.00		2'762'551.00	-2'762'551.00
01.12.10	CS, London				1.0038	USD	35'701.00		Kontokorrent USD
15.12.10	4321.5678 02.01	Redemption	750'000	4 1/8% Treuhand-Anlage USD		750'000.00	20'968.75	770'843.00	770'843.00
15.12.10	Bär, Zürich			15.04.-15.12.2010	0.9616	USD	125.75		Kontokorrent USD
17.12.10	2543210	Increase call	250'000	48-h Callgeld USD		250'000.00		250'000.00	-250'000.00
15.12.10	Falcon, Zürich				0.9616	USD			Kontokorrent USD

Statement of transactions

Buys/sells and investments/repayments during the reporting period

Client 94321
Consolidation

Value/ Purchase	Portfolio No.	Entry text	Amount	Position	Market price Forex rate	Amount	Acc. interest Fees	Total value Change	Account charge
18.12.10	2543210	Sale	500	Perles UBS Nikkei 225 Index	1'218.0000	609'000.00		607'699.15	607'699.15
15.12.10	Falcon, Zürich			09-22.01.2013	0.9616	USD	1'300.85		Kontokorrent USD
19.12.10	2543210	Purchase	21'000	Intel	21.2900	447'090.00		452'780.24	-452'780.24
16.12.10	Falcon, Zürich				0.9710	USD	5'690.24		Kontokorrent USD
22.12.10	4321.5678 02.01	Purchase	12'500	Lyxor ETF Brazil B	38.7100	483'875.00		489'923.43	-489'923.43
19.12.10	Bär, Zürich				0.9712	USD	6'048.43		Kontokorrent USD

Statement of Income 01.01.2010 - 31.12.2010

Interest payments and dividends including traded accrued interest

Client 94321

Consolidation

Date	Entry text	Position	Account	Custodian Bank	Portfolio No.	Income / Costs	Income / Costs in CHF
January 2010							282'539.71
03.01.10	Purchase	1 1/2% Baloise Holding	09-17.11.2016 CO Current Account CHF	UBS, Zürich	0230-123456.S1	CHF -4'083.33	-4'083.33
08.01.10	Coupon payment	3 % Eidgenossenschaft	03-08.01.2018 Current Account CHF	UBS, Zürich	0230-123456.S1	CHF 58'500.00	58'500.00
15.01.10	Coupon payment	6 1/4% Vodafone Group	09-15.01.2016 Current Account EUR	UBS, Zürich	0230-123456.S1	EUR 93'750.00	138'239.06
19.01.10	Dividend payment	Oracle	Current Account USD	Falcon, Zürich	2543210	USD 1'050.00	1'085.44
22.01.10	Coupon payment	5 1/4% Deutsche Telekom Fin	03-22.07.2013 Current Account USD	UBS, Zürich	0230-123456.S1	USD 60'375.00	62'805.09
27.01.10	Dividend payment	Siemens N	Current Account EUR	CS, London	0835-654321-85	EUR 17'670.00	25'993.45
February 2010							241'875.45
07.02.10	Coupon payment	2 % Rabobank	05-07.02.2011 Current Account CHF	Bär, Zürich	4321.5678 02.01	CHF 77'000.00	77'000.00
07.02.10	Dividend payment	Intel	Current Account USD	Falcon, Zürich	2543210	USD 441.00	473.50
10.02.10	Coupon payment	4 5/8% Credit Suisse	00-10.02.2010 Current Account CHF	UBS, Zürich	0230-123456.S1	CHF 99'206.25	99'206.25
10.02.10	Dividend payment	IBM	Current Account USD	Falcon, Zürich	2543210	USD 2'887.50	3'089.19
11.02.10	Coupon payment	4 1/4% EIB	09-15.04.2019 Current Account EUR	UBS, Zürich	0230-123456.S1	EUR 42'360.27	62'106.51
March 2010							37'631.03
04.03.10	Coupon payment	Novartis N	Current Account CHF	CS, London	0835-654321-85	CHF 7'930.00	7'930.00
04.03.10	Dividend payment	Novartis N	Current Account CHF	Bär, Zürich	4321.5678 02.01	CHF 34'125.00	34'125.00
04.03.10	Dividend payment	Novartis N	Withholding Tax Switzerla	Bär, Zürich	4321.5678 02.01	CHF 18'375.00	18'375.00
07.03.10	Purchase	5 % Scottish&South Energy	09-01.10.2018 Current Account CHF	UBS, Zürich	0230-123456.S1	GBP -33'082.19	-53'923.97
08.03.10	Dividend payment	Roche GS	Current Account CHF	CS, London	0835-654321-85	CHF 29'250.00	29'250.00
31.03.10	Interest payment	48-h Callgeld CHF	Current Account CHF	UBS, Zürich	0230-123456.S1	CHF 1'875.00	1'875.00
April 2010							310'234.71
07.04.10	Dividend payment	Zurich Financial Services	Current Account CHF	Bär, Zürich	4321.5678 02.01	CHF 27'040.00	27'040.00

Statement of Income 01.01.2010 - 31.12.2010

Interest payments and dividends including traded accrued interest

Client 94321

Consolidation

Date	Entry text	Position	Account	Custodian Bank	Portfolio No.	Income / Costs	Income / Costs in CHF	
07.04.10	Dividend payment	Zurich Financial Services	Withholding Tax Switzerla	Bär, Zürich	4321.5678 02.01	CHF	14'560.00	14'560.00
14.04.10	Dividend payment	Oracle	Current Account USD	Falcon, Zürich	2543210	USD	1'050.00	1'106.28
15.04.10	Coupon payment	3 3/4% EIB	08-15.04.2015	UBS, Zürich	0230-123456.S1	USD	93'750.00	99'103.13
19.04.10	Dividend payment	Nestle N	Current Account CHF	CS, London	0835-654321-85	CHF	39'000.00	39'000.00
23.04.10	Coupon payment	9 1/2% Telemar Norte Leste	09-23.04.2019	Bär, Zürich	4321.5678 02.01	USD	106'875.00	114'805.13
28.04.10	Dividend payment	Heineken	Current Account EUR	CS, London	0835-654321-85	EUR	10'200.00	14'620.17
May 2010								77'576.90
07.05.10	Dividend payment	Intel	Current Account USD	Falcon, Zürich	2543210	USD	441.00	490.37
10.05.10	Dividend payment	IBM	Current Account USD	Falcon, Zürich	2543210	USD	3'412.50	3'780.37
24.05.10	Dividend payment	LVMH Moet Hennessy L	Current Account EUR	Bär, Zürich	4321.5678 02.01	EUR	8'775.00	12'579.40
24.05.10	Dividend payment	LVMH Moet Hennessy L	Withholding Tax France	Bär, Zürich	4321.5678 02.01	EUR	2'925.00	4'193.13
31.05.10	Interest payment	1.15% Treuhand-Anlage CHF	31.05.-31.05.2010	CS, London	0835-654321-85	CHF	8'050.00	8'050.00
31.05.10	Dividend payment	Total	Current Account EUR	Bär, Zürich	4321.5678 02.01	EUR	25'650.00	36'362.72
31.05.10	Dividend payment	Total	Withholding Tax France	Bär, Zürich	4321.5678 02.01	EUR	8'550.00	12'120.91
June 2010								21'354.41
25.06.10	Dividend payment	Invensys	Current Account GBP	Bär, Zürich	4321.5678 02.01	GBP	1'530.00	2'512.72
25.06.10	Dividend payment	Invensys	Withholding Tax Great Bri	Bär, Zürich	4321.5678 02.01	GBP	170.00	279.19
30.06.10	Interest payment	48-h Callgeld CHF	Current Account CHF	UBS, Zürich	0230-123456.S1	CHF	4'312.50	4'312.50
30.06.10	Interest payment	0.95% Treuhand-Anlage CHF	30.06.-30.06.2010	Falcon, Zürich	2543210	CHF	14'250.00	14'250.00
July 2010								520'532.09
04.07.10	Coupon payment	5 3/4% Siemens Fin	01-04.07.2011	UBS, Zürich	0230-123456.S1	EUR	120'750.00	162'112.91
04.07.10	Sale	4 1/4% EIB	09-15.04.2019	UBS, Zürich	0230-123456.S1	EUR	8'214.73	11'028.69
14.07.10	Dividend payment	Oracle	Current Account USD	Falcon, Zürich	2543210	USD	1'050.00	1'107.80

Statement of Income 01.01.2010 - 31.12.2010

Interest payments and dividends including traded accrued interest

Client 94321

Consolidation

Date	Entry text	Position	Account	Custodian Bank	Portfolio No.	Income / Costs	Income / Costs in CHF	
15.07.10	Purchase	5 1/2% Pemex	09-09.01.2017	Current Account EUR	UBS, Zürich	0230-123456.S1	EUR -28'630.14	-38'468.89
17.07.10	Coupon payment	2 7/8% Bayern Landesbank	06-17.07.2015	Current Account CHF	CS, London	0835-654321-85	CHF 109'250.00	109'250.00
22.07.10	Coupon payment	5 1/4% Deutsche Telekom Fin	03-22.07.2013	Current Account USD	UBS, Zürich	0230-123456.S1	USD 60'375.00	62'922.83
24.07.10	Coupon payment	3 1/4% Deutsche Bank	07-24.07.2012	Current Account CHF	CS, London	0835-654321-85	CHF 100'750.00	100'750.00
26.07.10	Coupon payment	3 3/4% HBOS Treasury	03-26.07.2010	Current Account EUR	CS, London	0835-654321-85	EUR 82'500.00	111'828.75
August 2010								183'866.74
07.08.10	Dividend payment	Intel		Current Account USD	Falcon, Zürich	2543210	USD 441.00	456.63
10.08.10	Dividend payment	IBM		Current Account USD	Falcon, Zürich	2543210	USD 3'412.50	3'612.13
19.08.10	Coupon payment	2 1/8% Eurohypo	05-19.08.2014	Current Account CHF	Bär, Zürich	4321.5678 02.01	CHF 48'875.00	48'875.00
28.08.10	Coupon payment	3 1/4% Landwirt Rentenbank	02-28.08.2012	Current Account CHF	UBS, Zürich	0230-123456.S1	CHF 91'000.00	91'000.00
30.08.10	Dividend payment	Heineken		Current Account EUR	CS, London	0835-654321-85	EUR 6'630.00	8'616.02
31.08.10	Interest payment	3.95% Treuhand-Anlage EUR	28.12.-31.08.2010	Current Account EUR	Bär, Zürich	4321.5678 02.01	EUR 24'292.50	31'306.96
September 2010								5'062.50
30.09.10	Interest payment	48-h Callgeld CHF		Current Account CHF	UBS, Zürich	0230-123456.S1	CHF 5'062.50	5'062.50
October 2010								841'746.49
01.10.10	Coupon payment	5 % Scottish&South Energy	09-01.10.2018	Current Account GBP	UBS, Zürich	0230-123456.S1	GBP 75'205.48	115'974.37
03.10.10	Coupon payment	5 % UBS Jersey/UBS N	06-03.10.2011	REV Current Account CHF	UBS, Zürich	0230-123456.S1	CHF 100'000.00	100'000.00
06.10.10	Coupon payment	4 1/2% Kommunalbanken A/S	05-06.10.2010	Current Account USD	CS, London	0835-654321-85	USD 121'500.00	117'034.88
06.10.10	Dividend payment	Oracle		Current Account USD	Falcon, Zürich	2543210	USD 1'050.00	1'011.41
12.10.10	Coupon payment	6.45% Dresdner Bank/Moscow	04-12.10.2011	Current Account EUR	Bär, Zürich	4321.5678 02.01	EUR 125'775.00	166'978.89
12.10.10	Coupon payment	6.45% Dresdner Bank/Moscow	04-12.10.2011	Capital return tax DE	Bär, Zürich	4321.5678 02.01	EUR 41'925.00	55'659.63
23.10.10	Coupon payment	9 1/2% Telemar Norte Leste	09-23.04.2019	Current Account USD	Bär, Zürich	4321.5678 02.01	USD 106'875.00	104'272.59
23.10.10	Coupon payment	9 1/2% Telemar Norte Leste	09-23.04.2019	Current Account USD	Bär, Zürich	4321.5678 02.01	USD 106'875.00	104'272.59

Statement of Income 01.01.2010 - 31.12.2010

Interest payments and dividends including traded accrued interest

Client 94321

Consolidation

Date	Entry text	Position	Account	Custodian Bank	Portfolio No.	Income / Costs	Income / Costs in CHF
26.10.10	Coupon payment	3 1/4% Eurohypo	05-26.10.2015 Current Account EUR	UBS, Zürich	0230-123456.S1	EUR 56'062.50	76'542.13
November 2010							71'089.67
07.11.10	Dividend payment	Intel	Current Account USD	Falcon, Zürich	2543210	USD 441.00	422.57
10.11.10	Dividend payment	IBM	Current Account USD	Falcon, Zürich	2543210	USD 3'412.50	3'325.31
12.11.10	Dividend payment	Invensys	Current Account GBP	Bär, Zürich	4321.5678 02.01	GBP 1'147.50	1'810.87
12.11.10	Dividend payment	Invensys	Withholding Tax Great Bri	Bär, Zürich	4321.5678 02.01	GBP 127.50	201.21
16.11.10	Dividend payment	Total	Current Account EUR	Bär, Zürich	4321.5678 02.01	EUR 25'650.00	34'372.28
16.11.10	Dividend payment	Total	Withholding Tax France	Bär, Zürich	4321.5678 02.01	EUR 8'550.00	11'457.43
17.11.10	Coupon payment	1 1/2% Baloise Holding	09-17.11.2016 CO Current Account CHF	UBS, Zürich	0230-123456.S1	CHF 19'500.00	19'500.00
December 2010							256'033.50
01.12.10	Coupon payment	4 3/8% Europarat	05-01.12.2010 Current Account USD	CS, London	0835-654321-85	USD 109'375.00	109'785.16
01.12.10	Dividend payment	LVMH Moet Hennessy L	Current Account EUR	Bär, Zürich	4321.5678 02.01	EUR 4'725.00	6'195.66
01.12.10	Dividend payment	LVMH Moet Hennessy L	Withholding Tax France	Bär, Zürich	4321.5678 02.01	EUR 1'575.00	2'065.22
15.12.10	Interest payment	4 1/8% Treuhand-Anlage USD	15.04.-15.12.2010 Current Account USD	Bär, Zürich	4321.5678 02.01	USD 20'968.75	20'162.50
20.12.10	Coupon payment	2 3/4% St. Galler KB	04-20.12.2016 Current Account CHF	Bär, Zürich	4321.5678 02.01	CHF 68'818.75	68'818.75
20.12.10	Coupon payment	2 3/4% St. Galler KB	04-20.12.2016 Withholding Tax Switzerla	Bär, Zürich	4321.5678 02.01	CHF 37'056.25	37'056.25
31.12.10	Interest payment	48-h Callgeld CHF	Current Account CHF	UBS, Zürich	0230-123456.S1	CHF 5'606.25	5'606.25
31.12.10	Credit interest	Kontokorrent CHF	Current Account CHF	UBS, Zürich	0230-123456.S1	CHF 633.90	633.90
31.12.10	Interest payment	48-h Callgeld USD	Current Account USD	Falcon, Zürich	2543210	USD 6'125.75	5'709.81
Total							2'849'543.20

Statement of Commissions and Expenses 01.01.2010 - 31.12.2010

Commissions and Expenses (figures in Swiss Franc)

Client 94321
Consolidation

Ticket Date	Entry text	Position	Custodian Bank	Portfolio No.	Transaction Fees	Taxes	General Expenses	Total
January 2010					1'275.95	801.25		2'077.20
03.01.10	Purchase	1 1/2% Baloise Holding 09-17.11.2016 CONV	UBS, Zürich	0230-123456.S1	1'275.95	801.25		2'077.20
February 2010					18'042.59	2'504.88		20'547.47
03.02.10	Sale	Oppenheim Dax Werte	CS, London	0835-654321-85	16'390.83	1'290.54		17'681.37
05.02.10	Purchase	0 % Nordea on BRIC Market 06-27.02.2014	CS, London	0835-654321-85	1'651.76	1'214.34		2'866.10
March 2010					2'448.26	1'833.75	30'877.50	35'159.51
07.03.10	Purchase	5 % Scottish&South Energy 09-01.10.2018	UBS, Zürich	0230-123456.S1	2'448.26	1'833.75		4'282.01
31.03.10	Safekeeping charges 1Q10	Kontokorrent CHF	UBS, Zürich	0230-123456.S1			11'752.50	11'752.50
31.03.10	Safekeeping charges 1Q10	Kontokorrent CHF	CS, London	0835-654321-85			9'000.00	9'000.00
31.03.10	Safekeeping charges 1Q10	Kontokorrent CHF	Bär, Zürich	4321.5678 02.01			10'125.00	10'125.00
April 2010					3'354.65	1'535.32		4'889.97
02.04.10	Sale	Bayer N	CS, London	0835-654321-85	3'012.61	1'325.58		4'338.19
15.04.10	Purchase	Moore Emerging Markets Fund	CS, London	0835-654321-85	342.04	209.74		551.78
May 2010					10'194.30	1'703.01		11'897.31
15.05.10	Sale	DWS US Technoaktien	Falcon, Zürich	2543210	10'194.30	1'703.01		11'897.31
June 2010					11'442.62	1'030.79	163'292.15	175'765.57
06.06.10	Purchase	CS Nasdaq 100 ETF	CS, London	0835-654321-85	1'305.12	755.35		2'060.47

Statement of Commissions and Expenses 01.01.2010 - 31.12.2010

Commissions and Expenses (figures in Swiss Franc)

Client 94321

Consolidation

Ticket Date	Entry text	Position	Custodian Bank	Portfolio No.	Transaction Fees	Taxes	General Expenses	Total
25.06.10	Purchase	GS S&P GSCI Brent Crude Oil TR 09 ohne feste	Falcon, Zürich	2543210	10'137.50	275.44		10'412.94
30.06.10	Management fees 1. Sem. 2010	Kontokorrent CHF	UBS, Zürich	0230-123456.S1			41'575.50	41'575.50
30.06.10	Safekeeping charges 2Q10	Kontokorrent CHF	UBS, Zürich	0230-123456.S1			10'975.50	10'975.50
30.06.10	Management fees 1. Sem. 2010	Kontokorrent CHF	CS, London	0835-654321-85			39'225.75	39'225.75
30.06.10	Safekeeping charges 2Q10	Kontokorrent CHF	CS, London	0835-654321-85			10'015.15	10'015.15
30.06.10	Management fees 1. Sem. 2010	Kontokorrent CHF	Bär, Zürich	4321.5678 02.01			51'375.25	51'375.25
30.06.10	Safekeeping charges 2Q10	Kontokorrent CHF	Bär, Zürich	4321.5678 02.01			10'125.00	10'125.00
July 2010					29'448.73	4'890.01		34'338.74
04.07.10	Sale	4 1/4% EIB 09-15.04.2019	UBS, Zürich	0230-123456.S1	15'057.03	2'316.91		17'373.94
05.07.10	Sale	AIG Diversified Cat Bond USD A	UBS, Zürich	0230-123456.S1	1'036.64	345.72		1'382.37
05.07.10	Sale	XL Group	CS, London	0835-654321-85	1'594.42	983.49		2'577.92
15.07.10	Purchase	5 1/2% Pemex 09-09.01.2017	UBS, Zürich	0230-123456.S1	11'760.63	1'243.88		13'004.52
September 2010					5'306.55	2'366.33	33'449.00	41'121.87
09.09.10	Sale	Bayer N	CS, London	0835-654321-85	1'448.94	849.85		2'298.80
19.09.10	Purchase	Allianz Commodities Strategy	CS, London	0835-654321-85	3'857.60	1'516.47		5'374.07
30.09.10	Safekeeping charges 3Q10	Kontokorrent CHF	UBS, Zürich	0230-123456.S1			12'125.00	12'125.00
30.09.10	Safekeeping charges 3Q10	Kontokorrent CHF	CS, London	0835-654321-85			11'199.00	11'199.00

Statement of Commissions and Expenses 01.01.2010 - 31.12.2010

Commissions and Expenses (figures in Swiss Franc)

Client 94321

Consolidation

Ticket Date	Entry text	Position	Custodian Bank	Portfolio No.	Transaction Fees	Taxes	General Expenses	Total
30.09.10	Safekeeping charges 3Q10	Kontokorrent CHF	Bär, Zürich	4321.5678 02.01			10'125.00	10'125.00
October 2010					22'143.82	1'084.14		23'227.96
06.10.10	Purchase	CS Fixed Inc Prem Credit Core	CS, London	0835-654321-85	21'038.15	1'084.14		22'122.29
09.10.10	Investment	3 1/4% Treuhand-Anlage USD 09.10.-09.10.201	CS, London	0835-654321-85	1'105.67			1'105.67
November 2010					17'590.57	1'194.68		18'785.25
05.11.10	Purchase	New Alternatives Fund	Bär, Zürich	4321.5678 02.01	5'054.65	359.56		5'414.21
10.11.10	Purchase	Pictet Emerging Markets Idx Fd	CS, London	0835-654321-85	8'295.31	580.67		8'875.98
10.11.10	Sale	Moore Emerging Markets Fund	CS, London	0835-654321-85	4'240.61	254.44		4'495.05
December 2010					43'697.39	5'226.71	226'758.85	275'682.95
01.12.10	Purchase	GAM Star USD Bond Fund	CS, London	0835-654321-85	31'994.78	3'840.10		35'834.88
15.12.10	Redemption	4 1/8% Treuhand-Anlage USD 15.04.-15.12.201	Bär, Zürich	4321.5678 02.01	120.91			120.91
15.12.10	Sale	Perles UBS Nikkei 225 Index 09-22.01.2013	Falcon, Zürich	2543210	938.23	312.60		1'250.83
16.12.10	Purchase	Intel	Falcon, Zürich	2543210	5'063.91	461.31		5'525.22
19.12.10	Purchase	Lyxor ETF Brazil B	Bär, Zürich	4321.5678 02.01	5'287.09	587.45		5'874.54
31.12.10	Management fees 2. Sem. 2010	Kontokorrent CHF	UBS, Zürich	0230-123456.S1			47'937.50	47'937.50
31.12.10	Safekeeping charges 4Q10	Kontokorrent CHF	UBS, Zürich	0230-123456.S1			13'075.00	13'075.00
31.12.10	Commissions	Kontokorrent CHF	UBS, Zürich	0230-123456.S1	175.25	25.25		200.50
31.12.10	Management fees 2. Sem. 2010	Kontokorrent CHF	CS, London	0835-654321-85			37'257.25	37'257.25
31.12.10	Safekeeping charges 4Q10	Kontokorrent CHF	CS, London	0835-654321-85			11'199.00	11'199.00

Statement of Commissions and Expenses 01.01.2010 - 31.12.2010

Commissions and Expenses (figures in Swiss Franc)

Client 94321
Consolidation

Ticket Date	Entry text	Position	Custodian Bank	Portfolio No.	Transaction Fees	Taxes	General Expenses	Total	
31.12.10	Management fees 2. Sem. 2010	Kontokorrent CHF	Bär, Zürich	4321.5678 02.01			55'915.10	55'915.10	
31.12.10	Safekeeping charges 4Q10	Kontokorrent CHF	Bär, Zürich	4321.5678 02.01			10'125.00	10'125.00	
31.12.10	Management fees Jahrespauschale	Kontokorrent CHF	Falcon, Zürich	2543210			31'500.00	31'500.00	
31.12.10	Wrap fees 2010	Kontokorrent CHF	Falcon, Zürich	2543210			19'750.00	19'750.00	
31.12.10	Interest payment	48-h Callgeld USD	Falcon, Zürich	2543210	117.21			117.21	
Total						164'945.43	24'170.86	454'377.50	643'493.79

Cashflow Projection

Interest payments, dividends and redemptions 01.01.2011 - 31.12.2011

Client 94321

Consolidation

Date	Event	Security	Custodian Bank	Portfolio	Amount	Pay. Freq.	Forex Rate	Amount in CHF
January 2011								3'616'724.98
2.	Redemption	1'500'000.00 CHF 48-h Callgeld CHF	UBS, Zürich	0230-123456.S1	1'500'000.00	annual.		1'500'000.00
2.	Redemption	1'365'000.00 CHF 48-h Callgeld CHF	Bär, Zürich	4321.5678 02.01	1'365'000.00	annual.		1'365'000.00
2.	Redemption	450'000.00 USD 48-h Callgeld USD	Falcon, Zürich	2543210	450'000.00	annual.	0.93	419'445.00
8.	Interest Payment	3'000'000.00 CHF 3 % Eidgenossenschaft 03-08.01.2018	UBS, Zürich	0230-123456.S1	58'500.00	annual.		90'000.00
9.	Interest Payment	1'000'000.00 EUR 5 1/2% Pemex 09-09.01.2017	UBS, Zürich	0230-123456.S1	55'000.00	annual.	1.25	68'774.75
15.	Interest Payment	1'500'000.00 EUR 6 1/4% Vodafone Group 09-15.01.2016	UBS, Zürich	0230-123456.S1	93'750.00	annual.	1.25	117'229.69
22.	Interest Payment	2'300'000.00 USD 5 1/4% Deutsche Telekom Fin 03-22.07.2013	UBS, Zürich	0230-123456.S1	60'375.00	semi-an	0.93	56'275.54
28.	Redemption	2'000.00 EUR Vontobel DJ Euro Stoxx 50 PI 06-28.01.2011	Bär, Zürich	4321.5678 02.01		annual.	1.25	
February 2011								4'023'655.89
1.	Dividend payment	5'500.00 USD SPDR S&P 500 ETF Trust	Falcon, Zürich	2543210	2'513.09	annual.	0.93	3'346.36
4.	Dividend payment	15'000.00 EUR Siemens N	CS, London	0835-654321-85	29'834.31	annual.	1.25	37'306.32
7.	Interest Payment	3'850'000.00 CHF 2 % Rabobank 05-07.02.2011	Bär, Zürich	4321.5678 02.01	77'000.00	annual.		77'000.00
7.	Redemption	3'850'000.00 CHF 2 % Rabobank 05-07.02.2011	Bär, Zürich	4321.5678 02.01	3'850'000.00	annual.		3'850'000.00
10.	Dividend payment	30'000.00 USD Oracle	Falcon, Zürich	2543210	1'050.00	annual.	0.93	1'398.15
12.	Redemption	2'500'000.00 CHF Devisentermin CHF 12.02.2011 / USD	Bär, Zürich	4321.5678 02.01	2'500'000.00	annual.		2'500'000.00
12.	Redemption	-2'625'750.00 USD Devisentermin USD 12.02.2011 / CHF	Bär, Zürich	4321.5678 02.01	-2'625'750.00	annual.	0.93	-2'447'461.58
23.	Dividend payment	9'375.00 USD Tyco International	Falcon, Zürich	2543210	2'217.19	annual.	0.93	2'066.64
March 2011								192'509.98
2.	Dividend payment	25'000.00 USD Intel	Falcon, Zürich	2543210	3'171.00	quarterly	0.93	4'222.41
3.	Dividend payment	6'000.00 CHF Novartis N	CS, London	0835-654321-85	8'580.00	annual.		13'200.00

Cashflow Projection

Interest payments, dividends and redemptions 01.01.2011 - 31.12.2011

Client 94321

Consolidation

Date	Event	Security	Custodian Bank	Portfolio	Amount	Pay. Freq.	Forex Rate	Amount in CHF
3.	Dividend payment	25'000.00 CHF Novartis N	Bär, Zürich	4321.5678 02.01	35'750.00	annual.		55'000.00
10.	Dividend payment	7'500.00 CHF Roche GS	CS, London	0835-654321-85	20'681.11	annual.		31'817.09
10.	Dividend payment	10'000.00 CHF CS ETF on SMI R	CS, London	0835-654321-85	2'470.00	annual.		3'800.00
15.	Dividend payment	7'500.00 USD IBM	Falcon, Zürich	2543210	3'412.50	quarterly	0.93	4'543.99
16.	Dividend payment	30'000.00 EUR Total	Bär, Zürich	4321.5678 02.01	19'149.00	annual.	1.25	31'926.49
28.	Dividend payment	15'000.00 CHF BB Biotech	Bär, Zürich	4321.5678 02.01	31'200.00	annual.		48'000.00
April 2011								247'002.56
8.	Dividend payment	2'600.00 CHF Zurich Financial Services N	Bär, Zürich	4321.5678 02.01	0.00	annual.		0.00
15.	Interest Payment	2'500'000.00 USD 3 3/4% EIB 08-15.04.2015	UBS, Zürich	0230-123456.S1	93'750.00	annual.	0.93	87'384.38
23.	Interest Payment	2'250'000.00 USD 9 1/2% Telemar Norte Leste 09-23.04.2019	Bär, Zürich	4321.5678 02.01	106'875.00	semi-an	0.93	99'618.19
27.	Dividend payment	37'500.00 CHF Nestle N	CS, London	0835-654321-85	39'000.00	annual.		60'000.00
May 2011								1'685'725.00
15.	Interest Payment	500'000.00 EUR 3 1/4% Treuhand-Anlage EUR 18.05.-15.05.2011	Falcon, Zürich	2543210	0.00	at expir.	1.25	0.00
15.	Redemption	500'000.00 EUR 3 1/4% Treuhand-Anlage EUR 18.05.-15.05.2011	Falcon, Zürich	2543210	500'000.00	at expir.	1.25	625'225.00
31.	Interest Payment	1'050'000.00 CHF 0.95% Treuhand-Anlage CHF 31.05.-31.05.2011	CS, London	0835-654321-85	6'825.00	at expir.		10'500.00
31.	Redemption	1'050'000.00 CHF 0.95% Treuhand-Anlage CHF 31.05.-31.05.2011	CS, London	0835-654321-85	1'050'000.00	at expir.		1'050'000.00
June 2011								1'473'266.40
2.	Dividend payment	25'000.00 USD Intel	Falcon, Zürich	2543210	3'171.00	quarterly	0.93	4'222.41
15.	Dividend payment	7'500.00 USD IBM	Falcon, Zürich	2543210	3'412.50	quarterly	0.93	4'543.99
30.	Interest Payment	1'450'000.00 CHF 3/4% Treuhand-Anlage CHF 30.06.-30.06.2011	Falcon, Zürich	2543210	9'425.00	at expir.		14'500.00
30.	Redemption	1'450'000.00 CHF 3/4% Treuhand-Anlage CHF 30.06.-30.06.2011	Falcon, Zürich	2543210	1'450'000.00	at expir.		1'450'000.00

Cashflow Projection

Interest payments, dividends and redemptions 01.01.2011 - 31.12.2011

Client 94321

Consolidation

Date	Event	Security	Custodian Bank	Portfolio	Amount	Pay. Freq.	Forex Rate	Amount in CHF
July 2011								3'043'212.38
4.	Interest Payment	2'100'000.00 EUR 5 3/4% Siemens Fin 01-04.07.2011	UBS, Zürich	0230-123456.S1	120'750.00	annual.	1.25	150'991.84
4.	Redemption	2'100'000.00 EUR 5 3/4% Siemens Fin 01-04.07.2011	UBS, Zürich	0230-123456.S1	2'100'000.00	annual.	1.25	2'625'945.00
17.	Interest Payment	3'800'000.00 CHF 2 7/8% Bayern Landesbank 06-17.07.2015	CS, London	0835-654321-85	109'250.00	annual.		109'250.00
22.	Interest Payment	2'300'000.00 USD 5 1/4% Deutsche Telekom Fin 03-22.07.2013	UBS, Zürich	0230-123456.S1	60'375.00	semi-an	0.93	56'275.54
24.	Interest Payment	3'100'000.00 CHF 3 1/4% Deutsche Bank 07-24.07.2012	CS, London	0835-654321-85	100'750.00	annual.		100'750.00
August 2011								139'875.00
19.	Interest Payment	2'300'000.00 CHF 2 1/8% Eurohypo 05-19.08.2014	Bär, Zürich	4321.5678 02.01	48'875.00	annual.		48'875.00
28.	Interest Payment	2'800'000.00 CHF 3 1/4% Landwirt Rentenbank 02-28.08.2012	UBS, Zürich	0230-123456.S1	91'000.00	annual.		91'000.00
September 2011								18'519.91
2.	Dividend payment	25'000.00 USD Intel	Falcon, Zürich	2543210	3'171.00	quarterly	0.93	4'222.41
6.	Dividend payment	30'000.00 EUR Heineken	CS, London	0835-654321-85	6'630.00	annual.	1.25	9'753.51
15.	Dividend payment	7'500.00 USD IBM	Falcon, Zürich	2543210	3'412.50	quarterly	0.93	4'543.99
October 2011								4'878'198.89
1.	Interest Payment	1'500'000.00 GBP 5 % Scottish&South Energy 09-01.10.2018	UBS, Zürich	0230-123456.S1	75'000.00	annual.	1.46	109'447.50
9.	Interest Payment	1'150'000.00 USD 3 1/4% Treuhand-Anlage USD 09.10.-09.10.2011	CS, London	0835-654321-85	46'000.00	at expir.	0.93	42'876.60
9.	Redemption	1'150'000.00 USD 3 1/4% Treuhand-Anlage USD 09.10.-09.10.2011	CS, London	0835-654321-85	1'150'000.00	at expir.	0.93	1'071'915.00
12.	Interest Payment	2'600'000.00 EUR 6.45% Dresdner Bank/Moscow 04-12.10.2011	Bär, Zürich	4321.5678 02.01	167'700.00	annual.	1.25	209'700.47
12.	Redemption	2'600'000.00 EUR 6.45% Dresdner Bank/Moscow 04-12.10.2011	Bär, Zürich	4321.5678 02.01	2'600'000.00	annual.	1.25	3'251'170.00
23.	Interest Payment	2'250'000.00 USD 9 1/2% Telemar Norte Leste 09-23.04.2019	Bär, Zürich	4321.5678 02.01	106'875.00	semi-an	0.93	99'618.19
26.	Interest Payment	2'300'000.00 EUR 3 1/4% Eurohypo 05-26.10.2015	UBS, Zürich	0230-123456.S1	74'750.00	annual.	1.25	93'471.14

Cashflow Projection

Interest payments, dividends and redemptions 01.01.2011 - 31.12.2011

Client 94321
Consolidation

Date	Event	Security	Custodian Bank	Portfolio	Amount	Pay. Freq.	Forex Rate	Amount in CHF
November 2011								32'669.11
12.	Dividend payment	3'350.00 JPY JB Japan Stock Fund A	CS, London	0835-654321-85	65'425.50	annual.	1.15	808.50
12.	Dividend payment	85'000.00 GBP Invensys	Bär, Zürich	4321.5678 02.01	1'147.50	annual.	1.46	1'860.61
17.	Interest Payment	2'000'000.00 CHF 1 1/2% Baloise Holding 09-17.11.2016 CONV	UBS, Zürich	0230-123456.S1	19'500.00	annual.		30'000.00
December 2011								122'519.24
2.	Dividend payment	25'000.00 USD Intel	Falcon, Zürich	2543210	3'171.00	quarterly	0.93	4'222.41
6.	Dividend payment	9'000.00 EUR LVMH Moet Hennessy L Vuitton	Bär, Zürich	4321.5678 02.01	4'725.00	annual.	1.25	7'877.84
15.	Dividend payment	7'500.00 USD IBM	Falcon, Zürich	2543210	3'412.50	quarterly	0.93	4'543.99
20.	Interest Payment	3'850'000.00 CHF 2 3/4% St. Galler KB 04-20.12.2016	Bär, Zürich	4321.5678 02.01	68'818.75	annual.		105'875.00
Total								19'473'879.33

Profit and Loss Analysis 31.12.2009 - 31.12.2010

Performance (TWR), Figures in Swiss Franc

Client 94321
Consolidation

	Real. Market Results	Real. Forex Results	Not real. market results	Not real. forex results	Income / Costs	Accrued Interest	Commiss. Expenses	Total	%
Liquidity and Money Market	0.00	-383'664.55	15'929.43	-449'215.25	96'969.42	20'171.36	-1'544.29	-701'353.89	-0.54%
Bonds	-58'374.60	-1'947'542.21	899'873.94	-3'496'043.34	2'288'952.40	-349'650.08	-63'108.43	-2'725'892.32	-2.09%
Stocks	-1'351'266.63	-591'428.41	2'983'410.28	-2'307'169.11	463'621.38	0.00	-66'503.88	-869'336.37	-0.67%
Alternative Investments	130'131.01	-69'714.04	735'333.44	-744'602.42	0.00	0.00	-47'546.75	3'601.24	0.00%
Precious Metals	0.00	0.00	1'344'787.57	-270'382.90	0.00	0.00	0.00	1'074'404.67	0.83%
Other Assets	0.00	0.00	129'189.06	-161'760.89	0.00	0.00	-10'412.94	-42'984.77	-0.03%
Total					2'849'543.20		-189'116.29		
General expenses and earnings					0.00		-454'377.50	-454'377.50	-0.35%
Total	-1'279'510.22	-2'992'349.20	6'108'523.71	-7'429'173.92	2'849'543.20	-329'478.73	-643'493.79	-3'715'938.95	
Relative	-0.98%	-2.30%	4.69%	-5.71%	2.19%	-0.25%	-0.49%		-2.86%

Profit and Loss Analysis 31.12.2009 - 31.12.2010

Performance (TWR), Figures in Swiss Franc

Client 94321

Consolidation

Quantity	Position	Real. Market Results	Real. Forex Results	Not real. market results	Not real. forex results	Income / Costs	Accrued Interest	Commiss. Expenses	Total	%
Liquidity and Money Market		0.00	-383'664.55	15'929.43	-449'215.25	96'969.42	20'171.36	-1'544.29	-701'353.89	-0.54%
866'146	CHF Kontokorrent CHF	0.00	0.00	0.00	0.00	633.90	0.00	-200.50	433.40	0.00%
717'164	EUR Kontokorrent EUR	0.00	-123'579.20	0.00	-60'757.86	0.00	0.00	0.00	-184'337.06	-0.14%
132'897	GBP Kontokorrent GBP	0.00	0.00	0.00	-18'196.34	0.00	0.00	0.00	-18'196.34	-0.01%
331'679	USD Kontokorrent USD	0.00	-9'007.86	0.00	16'295.18	0.00	0.00	0.00	7'287.32	0.01%
2'865'000	CHF 48-h Callgeld CHF	0.00	0.00	0.00	0.00	16'856.25	0.00	0.00	16'856.25	0.01%
450'000	USD 48-h Call USD	0.00	0.00	0.00	-27'692.50	5'709.81	0.00	-117.21	-22'099.90	-0.02%
0	CHF 0.95% Treuhand-Anlage CHF 30.06.-30.06.2010	0.00	0.00	0.00	0.00	14'250.00	-7'283.33	0.00	6'966.67	0.01%
1'050'000	CHF 0.95% Treuhand-Anlage CHF 31.05.-31.05.2011	0.00	0.00	0.00	0.00	0.00	5'929.58	0.00	5'929.58	0.00%
1'450'000	CHF 3/4% Treuhand-Anlage CHF 30.06.-30.06.2011	0.00	0.00	0.00	0.00	0.00	5'558.33	0.00	5'558.33	0.00%
0	CHF 1.15% Treuhand-Anlage CHF 31.05.-31.05.2010	0.00	0.00	0.00	0.00	8'050.00	-4'785.28	0.00	3'264.72	0.00%
500'000	EUR 3 1/4% Treuhand-Anlage EUR 18.05.-15.05.2011	0.00	0.00	0.00	-75'400.00	0.00	12'812.77	0.00	-62'587.23	-0.05%
0	EUR 3.95% Treuhand-Anlage EUR 28.12.-31.08.2010	0.00	-179'415.00	0.00	4'455.00	31'306.96	-439.38	0.00	-144'092.42	-0.11%
1'150'000	USD 3 1/4% Treuhand-Anlage USD 09.10.-09.10.2011	0.00	0.00	0.00	-33'752.50	0.00	8'031.92	-1'105.67	-26'826.25	-0.02%
0	USD 4 1/8% Treuhand-Anlage USD 15.04.-15.12.2010	0.00	-71'662.50	0.00	0.00	20'162.50	0.00	-120.91	-51'620.91	-0.04%
25'000	CB Geldmarkt Deutschland I	0.00	0.00	15'929.43	-306'704.65	0.00	0.00	0.00	-290'775.23	-0.22%
2'500'000	CHF Devisentermin CHF 12.02.2011 / USD	0.00	0.00	0.00	0.00	0.00	0.00	0.00	0.00	0.00%
-2'625'750	USD Devisentermin USD 12.02.2011 / CHF	0.00	0.00	0.00	52'538.43	0.00	346.74	0.00	52'885.17	0.04%
Bonds		-58'374.60	-1'947'542.21	899'873.94	-3'496'043.34	2'288'952.40	-349'650.08	-63'108.43	-2'725'892.32	-2.09%
3'850'000	CHF 2 % Rabobank 05-07.02.2011	0.00	0.00	-51'205.00	0.00	77'000.00	0.00	0.00	25'795.00	0.02%
2'100'000	EUR 5 3/4% Siemens Fin 01-04.07.2011	0.00	0.00	-98'759.70	-519'211.88	162'112.91	-13'856.81	0.00	-469'715.47	-0.36%
2'600'000	EUR 6.45% Dresdner Bank/Moscow 04-12.10.2011	0.00	0.00	-56'530.03	-647'023.51	222'638.52	-8'553.16	0.00	-489'468.18	-0.38%
0	CHF 4 5/8% Credit Suisse 00-10.02.2010	-219'450.00	0.00	207'240.00	0.00	99'206.25	-135'666.67	0.00	-48'670.42	-0.04%
0	EUR 3 3/4% HBOS Treasury 03-26.07.2010	-52'186.75	-453'027.63	21'209.05	167'283.10	111'828.75	-52'966.74	0.00	-257'860.22	-0.20%
0	USD 4 3/8% Europarat 05-01.12.2010	44'917.81	-747'132.58	-128'960.31	673'475.08	109'785.16	-9'108.13	0.00	-57'022.97	-0.04%
0	USD 4 1/2% Kommunalbanken A/S 05-06.10.2010	87'906.20	-652'706.75	-170'258.63	468'790.58	117'034.88	-29'306.81	0.00	-178'540.53	-0.14%

Profit and Loss Analysis 31.12.2009 - 31.12.2010

Performance (TWR), Figures in Swiss Franc

Client 94321

Consolidation

Quantity	Position	Real. Market Results	Real. Forex Results	Not real. market results	Not real. forex results	Income / Costs	Accrued Interest	Commiss. Expenses	Total	%
3'800'000	CHF 2 7/8% Bayern Landesbank 06-17.07.2015	0.00	0.00	121'600.00	0.00	109'250.00	0.00	0.00	230'850.00	0.18%
3'850'000	CHF 2 3/4% St. Galler KB 04-20.12.2016	0.00	0.00	73'150.00	0.00	105'875.00	0.00	0.00	179'025.00	0.14%
3'000'000	CHF 3 % Eidgenossenschaft 03-08.01.2018	0.00	0.00	52'500.00	0.00	58'500.00	0.00	0.00	111'000.00	0.09%
3'100'000	CHF 3 1/4% Deutsche Bank 07-24.07.2012	0.00	0.00	-24'800.00	0.00	100'750.00	0.00	0.00	75'950.00	0.06%
2'800'000	CHF 3 1/4% Landwirt Rentenbank 02-28.08.2012	0.00	0.00	-35'000.00	0.00	91'000.00	0.00	0.00	56'000.00	0.04%
2'300'000	CHF 2 1/8% Eurohypo 05-19.08.2014	0.00	0.00	-18'400.00	0.00	48'875.00	0.00	0.00	30'475.00	0.02%
0	EUR 4 1/4% EIB 09-15.04.2019	54'502.16	-136'551.32	15'909.75	10'033.26	73'135.20	-47'413.56	-17'373.94	-47'758.46	-0.04%
1'000'000	EUR 5 1/2% Pemex 09-09.01.2017	0.00	0.00	14'630.27	-95'763.00	-38'468.89	67'078.93	-13'004.52	-65'527.21	-0.05%
1'500'000	EUR 6 1/4% Vodafone Group 09-15.01.2016	0.00	0.00	32'365.01	-385'543.18	138'239.06	-20'919.09	0.00	-235'858.20	-0.18%
1'750'000	EUR 0 % Nordea on BRIC Market 06-27.02.2014	0.00	0.00	85'343.21	-367'345.65	0.00	0.00	-2'866.10	-284'868.54	-0.22%
2'300'000	EUR 3 1/4% Eurohypo 05-26.10.2015	0.00	0.00	38'106.68	-521'722.71	76'542.13	-3'145.28	0.00	-410'219.18	-0.32%
1'500'000	GBP 5 % Scottish&South Energy 09-01.10.2018	0.00	0.00	51'221.43	-256'408.47	62'050.40	27'286.91	-4'282.01	-120'131.74	-0.09%
2'250'000	USD 9 1/2% Telemar Norte Leste 09-23.04.2019	0.00	0.00	129'029.80	-265'449.83	323'350.31	-114'525.80	0.00	72'404.48	0.06%
2'500'000	USD 3 3/4% EIB 08-15.04.2015	0.00	0.00	69'690.19	-245'088.32	99'103.13	-6'750.20	0.00	-83'045.19	-0.06%
2'300'000	USD 5 1/4% Deutsche Telekom Fin 03-22.07.2013	0.00	0.00	5'796.00	-225'612.18	125'727.92	-5'387.03	0.00	-99'475.28	-0.08%
14'000	SWC Bond Invest Medium EUR A	0.00	0.00	-5'077.20	-338'867.05	0.00	0.00	0.00	-343'944.25	-0.26%
27'500	CS Bond Fund Dynamic Euro	0.00	0.00	106'405.28	-495'778.99	0.00	0.00	0.00	-389'373.71	-0.30%
20'000	Vanguard US Inv Grade Index Fd	0.00	0.00	425'203.92	-247'992.66	0.00	0.00	0.00	177'211.26	0.14%
20'000	CS Fixed Inc Prem Credit Core	0.00	0.00	-49'960.56	-68'056.52	0.00	0.00	-22'122.29	-140'139.37	-0.11%
10'000	AIG Diversified Cat Bond USD A	25'935.98	41'876.07	84'424.80	-135'761.43	0.00	0.00	-1'382.37	15'093.05	0.01%
2'000'000	CHF 1 1/2% Baloise Holding 09-17.11.2016 CONV	0.00	0.00	5'000.00	0.00	15'416.67	3'583.33	-2'077.20	21'922.80	0.02%
Stocks		-1'351'266.63	-591'428.41	2'983'410.28	-2'307'169.11	463'621.38	0.00	-66'503.88	-869'336.37	-0.67%
37'500	Nestle N	0.00	0.00	170'625.00	0.00	39'000.00	0.00	0.00	209'625.00	0.16%
2'600	Zurich Financial Services N	0.00	0.00	40'820.00	0.00	41'600.00	0.00	0.00	82'420.00	0.06%
31'000	Novartis N	0.00	0.00	-48'050.00	0.00	60'430.00	0.00	0.00	12'380.00	0.01%
15'000	BB Biotech	0.00	0.00	-222'750.00	0.00	0.00	0.00	0.00	-222'750.00	-0.17%

Profit and Loss Analysis 31.12.2009 - 31.12.2010

Performance (TWR), Figures in Swiss Franc

Client 94321

Consolidation

Quantity	Position	Real. Market Results	Real. Forex Results	Not real. market results	Not real. forex results	Income / Costs	Accrued Interest	Commiss. Expenses	Total	%
7'500	Roche GS	0.00	0.00	-291'000.00	0.00	29'250.00	0.00	0.00	-261'750.00	-0.20%
9'000	LVMH Moet Hennessy L Vuitton	0.00	0.00	472'489.09	-133'359.21	25'033.41	0.00	0.00	364'163.29	0.28%
15'000	Siemens N	0.00	0.00	574'679.79	-255'609.32	25'993.45	0.00	0.00	345'063.93	0.27%
30'000	Heineken	0.00	0.00	76'370.57	-180'109.80	23'236.19	0.00	0.00	-80'503.04	-0.06%
0	Bayer N	108'560.99	-234'146.05	-320'657.03	64'414.25	0.00	0.00	-6'636.99	-388'464.83	-0.30%
30'000	Total	0.00	0.00	-235'376.75	-279'687.95	94'313.34	0.00	0.00	-420'751.36	-0.32%
85'000	Invensys	0.00	0.00	86'978.81	-72'305.63	4'803.99	0.00	0.00	19'477.17	0.01%
0	XL Capital A	0.00	-0.01	362'484.44	123'027.37	0.00	0.00	0.00	485'511.80	0.37%
30'000	Oracle	0.00	0.00	179'664.15	-65'469.00	4'310.93	0.00	0.00	118'506.08	0.09%
7'500	IBM	0.00	0.00	96'972.66	-85'894.25	13'807.00	0.00	0.00	24'885.41	0.02%
9'375	Tyco International	0.00	0.00	97'842.07	-81'510.59	0.00	0.00	0.00	16'331.48	0.01%
25'000	Intel	0.00	0.00	3'278.58	-31'705.39	1'843.07	0.00	-5'525.22	-32'108.97	-0.02%
23'000	Cisco Systems	0.00	0.00	-76'210.74	-59'295.88	0.00	0.00	0.00	-135'506.62	-0.10%
2'500	Google A	0.00	0.00	-119'030.17	-99'108.75	0.00	0.00	0.00	-218'138.92	-0.17%
0	XL Group	-396'852.38	-107'436.03	0.00	0.00	0.00	0.00	-2'577.92	-506'866.33	-0.39%
22'500	Allianz Commodities Strategy	0.00	0.00	328'618.26	-139'240.51	0.00	0.00	-5'374.07	184'003.68	0.14%
10'000	CS ETF on SMI R	0.00	0.00	-11'200.00	0.00	0.00	0.00	0.00	-11'200.00	-0.01%
2'000	Vontobel DJ Euro Stoxx 50 PI 06-28.01.2011	0.00	0.00	-7'120.39	-156'904.96	0.00	0.00	0.00	-164'025.35	-0.13%
5'500	SPDR S&P 500 ETF Trust	0.00	0.00	74'343.11	-63'080.43	0.00	0.00	0.00	11'262.67	0.01%
7'500	CS Nasdaq 100 ETF	0.00	0.00	148'402.44	-165'088.40	0.00	0.00	-2'060.47	-18'746.44	-0.01%
3'500	Pictet Eastern Europe	0.00	0.00	271'982.03	-130'939.13	0.00	0.00	0.00	141'042.90	0.11%
0	DWS US Technoaktien	-820'298.76	-142'306.23	971'248.19	50'430.41	0.00	0.00	-11'897.31	47'176.30	0.04%
20'000	HSBC Global Indian Eq AC Cap	0.00	0.00	282'709.13	-257'626.82	0.00	0.00	0.00	25'082.31	0.02%
0	Oppenheim Dax Werte	-205'884.83	-54'481.70	140'074.62	44'223.08	0.00	0.00	-17'681.37	-93'750.21	-0.07%
3'350	JB Japan Stock Fund A	0.00	0.00	3'045.61	14'585.55	0.00	0.00	0.00	17'631.16	0.01%
50'000	Templeton China Fund A Acc	0.00	0.00	116'322.78	-44'878.48	0.00	0.00	0.00	71'444.30	0.05%
5'400	Pictet Global Sector Telecom P	0.00	0.00	119'245.42	-62'618.33	0.00	0.00	0.00	56'627.09	0.04%

Profit and Loss Analysis 31.12.2009 - 31.12.2010

Performance (TWR), Figures in Swiss Franc

Client 94321

Consolidation

Quantity	Position	Real. Market Results	Real. Forex Results	Not real. market results	Not real. forex results	Income / Costs	Accrued Interest	Commiss. Expenses	Total	%
7'500	JB Asia Stock Fund B	0.00	0.00	117'060.43	-61'403.21	0.00	0.00	0.00	55'657.22	0.04%
0	Falcon NA Eq	-36'791.65	-53'058.39	11'247.20	98'131.49	0.00	0.00	0.00	19'528.66	0.02%
12'500	Lyxor ETF Brazil B	0.00	0.00	26'496.22	-18'943.70	0.00	0.00	-5'874.54	1'677.98	0.00%
2'500	Pictet Emerging Markets Idx Fd	0.00	0.00	-4'124.54	-28'841.41	0.00	0.00	-8'875.98	-41'841.93	-0.03%
2'000'000	5 % UBS Jersey/UBS N 06-03.10.2011 REV CONV	0.00	0.00	-155'000.00	0.00	100'000.00	0.00	0.00	-55'000.00	-0.04%
19'000	EFG Cert Dividend Futures 09-19.12.2014	0.00	0.00	-299'070.69	-228'360.15	0.00	0.00	0.00	-527'430.83	-0.41%
Alternative Investments		130'131.01	-69'714.04	735'333.44	-744'602.42	0.00	0.00	-47'546.75	3'601.24	0.00%
250'000	GAM Star USD Bond Fund	0.00	0.00	-11'488.13	-195'378.81	0.00	0.00	-35'834.88	-242'701.82	-0.19%
0	Perles UBS Nikkei 225 Index 09-22.01.2013	104'808.95	-45'374.99	-100'273.75	9'275.00	0.00	0.00	-1'250.83	-32'815.63	-0.03%
350	MAN Global Hedge Fund	0.00	0.00	7'364.00	0.00	0.00	0.00	0.00	7'364.00	0.01%
15'000	Carnegie III WW LS	0.00	0.00	880'271.56	-463'328.97	0.00	0.00	0.00	416'942.59	0.32%
0	Moore Emerging Markets Fund	25'322.06	-24'339.04	0.00	0.00	0.00	0.00	-5'046.83	-4'063.81	0.00%
300'000	FRM Diversified Alpha	0.00	0.00	20'621.48	-40'320.00	0.00	0.00	0.00	-19'698.53	-0.02%
25'000	New Alternatives Fund	0.00	0.00	-61'161.71	-54'849.65	0.00	0.00	-5'414.21	-121'425.57	-0.09%
Precious Metals		0.00	0.00	1'344'787.57	-270'382.90	0.00	0.00	0.00	1'074'404.67	0.83%
1'000	Platin 1 Unze	0.00	0.00	247'684.09	-112'374.08	0.00	0.00	0.00	135'310.02	0.10%
3'500	Falcon Gold Equity Fd Klass A	0.00	0.00	691'832.72	-100'342.78	0.00	0.00	0.00	591'489.94	0.45%
30'000	BGF World Gold Fund A2	0.00	0.00	405'270.77	-57'666.05	0.00	0.00	0.00	347'604.72	0.27%
Other Assets		0.00	0.00	129'189.06	-161'760.89	0.00	0.00	-10'412.94	-42'984.77	-0.03%
6'000	GS S&P GSCI Brent Crude Oil TR 09 ohne festen Endv	0.00	0.00	129'189.06	-135'983.19	0.00	0.00	-10'412.94	-17'207.07	-0.01%
107'048	CHF Verrechnungssteuer Schweiz	0.00	0.00	0.00	0.00	0.00	0.00	0.00	0.00	0.00%
41'513	EUR Quellensteuer Frankreich	0.00	0.00	0.00	-7'460.61	0.00	0.00	0.00	-7'460.61	-0.01%
106'350	EUR Kapitalertragssteuer DE	0.00	0.00	0.00	-18'226.21	0.00	0.00	0.00	-18'226.21	-0.01%
510	GBP Quellensteuer Grossbritannien	0.00	0.00	0.00	-90.88	0.00	0.00	0.00	-90.88	0.00%

Profit and Loss Analysis 31.12.2009 - 31.12.2010

Performance (TWR), Figures in Swiss Franc

Client 94321

Consolidation

Quantity	Position	Real. Market Results	Real. Forex Results	Not real. market results	Not real. forex results	Income / Costs	Accrued Interest	Commiss. Expenses	Total	%
Total						2'849'543.20		-189'116.29		
General expenses and earnings						0.00		-454'377.50	-454'377.50	-0.35%
Total		-1'279'510.22	-2'992'349.20	6'108'523.71	-7'429'173.92	2'849'543.20	-329'478.73	-643'493.79	-3'715'938.95	
Relative		-0.98%	-2.30%	4.69%	-5.71%	2.19%	-0.25%	-0.49%		-2.86%